



REGIONAL REPORT

ON ARMS EXPORTS IN 2020



REGIONAL REPORT

ON ARMS EXPORTS IN 2020

The South Eastern and Eastern Europe Clearinghouse for the Control of Small Arms and Light Weapons (SEESAC) has a mandate from the United Nations Development Programme (UNDP) and the Regional Cooperation Council (RCC) to support all national and international stakeholders by strengthening national and regional capacity to control and reduce the proliferation and misuse of small arms and light weapons, and thus contribute to enhanced stability, security and development in South Eastern and Eastern Europe.

For further information contact:

Head of SEESAC
Bulevar Zorana Đinđića 64
11000 Belgrade
Serbia
Tel: +381 11 415 5300
Fax: +381 11 415 5499
www.seesac.org

Regional Report on Arms Exports in 2020

Acknowledgements

We would like to express our gratitude to the national authorities responsible for arms exports control in Albania, Bosnia and Herzegovina, Montenegro, North Macedonia and Serbia, who have made this report possible. The publication of the Regional Report on Arms Exports in 2020 was facilitated by the contribution of the European Union, through the EU Council Decision (CFSP) 2019/2111 *in Support of SEESAC Disarmament and Arms Control Activities in South-East Europe reducing the threat of illicit small arms and light weapons and their ammunition* adopted within the framework of the EU Strategy to Combat Illicit Accumulation and Trafficking of SALW and their Ammunition.

© SEESAC 2022 - All rights reserved

Editor: Nenad Bošković, SEESAC Programme Associate

This publication has been produced with the financial assistance of the European Union. The views expressed herein can in no way be taken to reflect the official opinion of the European Union, the United Nations Development Programme, or the Regional Cooperation Council. The designations employed and the presentation of material in this publication do not imply the expression of any opinion whatsoever on the part of the European Union, the United Nations Development Programme, or the Regional Cooperation Council, concerning the legal status of any country, territory or area or of its authorities or armed groups, or concerning the delimitation of its frontiers or boundaries.

INTRODUCTION



The decision to produce the regional annual report on arms exports for South East Europe was made in July 2009 in Montenegro, at the “Conference on a Regional Report on Arms Exports” facilitated by SEESAC. On this occasion, representatives of Albania, Bosnia and Herzegovina, Montenegro, North Macedonia and Serbia agreed on a methodology and committed to publish their arms exports data in a joint publication. Following, the first report was published in December 2009. In 2012, Croatia began contributing its data as well, making the *Annual Report on Arms Exports in 2010* first six-state effort.

The participating states had, at that time, already been producing national reports that contained detailed information on their respective arms exports. Since 2007, with the support of SEESAC, thirty-nine (39) of these reports have been translated into English language and printed. The national reports should remain the primary source of information on each country’s arms exports.

The production of a regional annual report on arms exports is intended to help to consolidate the gains in transparency that have already been made in the region, while also demonstrating an ability and willingness to uphold the commitments associated with the Council Common Position 2008/944/CFSP, defining common rules governing control of exports of military technology and equipment. By contributing to confidence building, through regional cooperation, the Report perfectly aligns with the core purpose of the Arms Trade Treaty (ATT), which all five states are a party to. The report is a practical example of successful cooperation within the framework of the Regional Co-operation Council (RCC).

The Regional Report on Arms Exports is an important contribution to the implementation of the *Regional Roadmap for a sustainable solution to the illegal possession, misuse and trafficking of small arms and light weapons (SALW)/ firearms and their ammunition in the Western Balkans, in particular of its Goal 3 - By 2024, significantly reduce illicit flows of firearms, ammunition and explosives (FAE) into, within and beyond the Western Balkans*. The publication of the report contributes to transparency of arms and ammunition exports by the region, supporting so strengthened control mechanisms.

The present report contains detailed information on conventional arms exports of Albania, Bosnia and Herzegovina, Montenegro, North Macedonia and Serbia during 2020. A single, unified method for data collection and reporting has been used by all five participating countries and it includes the number and value of all arms export licenses issued in 2020, as well as the value of all exports which were realized based on those licenses, regardless of whether the utilization took place in 2020 or 2021.

Furthermore, the report contains data on transfers to United Nations-mandated or other international missions, key national legislation governing arms transfers, details of regional activities in which at least two states in the region have participated, and contact information for different ministries tasked with controlling transfers of conventional weapons.

While Croatia partook in the compilation of four Regional Reports on Arms Exports covering years 2010 through 2013, following its accession to the European Union on 1 July 2013, Croatia began contributing its data to the EU’s Annual Report on Arms Exports instead. Furthermore, starting with the report covering year 2014, Croatia is listed under the European Union countries.

The publication of the Regional Report on Arms Exports in 2020 was made possible by the contribution of the European Union, through the EU Council Decision (CFSP) 2019/2111 in Support of SEESAC Disarmament and Arms Control Activities in South-East Europe reducing the threat of illicit small arms and light weapons and their ammunition adopted within the framework of the EU Strategy to Combat Illicit Accumulation and Trafficking of SALW and their Ammunition.

CONTENTS



ANNEXES

I. BRIEF DESCRIPTION OF EU COMMON MILITARY LIST CATEGORIES	9
II. TABLES SETTING OUT EXPORTS WORLDWIDE, PER DESTINATION AND PER REGION	10
Exports Worldwide	12
Exports Per Destination	11
Exports Per Region	35
Central America and the Caribbean (Antigua and Barbuda, Bahamas, Barbados, Belize, Costa Rica, Cuba, Dominica, Dominican Republic, El Salvador, Grenada, Guatemala, Haiti, Honduras, Jamaica, Mexico, Nicaragua, Panama, Saint Kitts and Nevis, Saint Lucia, Saint Vincent and Grenadines, Trinidad and Tobago)	36
Central Asia (Kazakhstan, Kyrgyzstan, Tajikistan, Turkmenistan, Uzbekistan)	37
European Union (Austria, Belgium, Bulgaria, Croatia, Cyprus, Czech Republic, Denmark, Denmark (Greenland), Denmark (Faeroes), Estonia, Finland, France, France (French Polynesia), France (Mayotte), France (New Caledonia), Germany, Greece, Hungary, Ireland, Italy, Latvia, Lithuania, Luxembourg, Malta, Netherlands, Netherlands (Aruba), Netherlands (Netherlands Antilles), Poland, Portugal, Romania, Slovakia, Slovenia, Spain, Sweden, United Kingdom, United Kingdom (Bermuda), United Kingdom (Cayman Islands), United Kingdom (Channel Islands), United Kingdom (Gibraltar), United Kingdom (St Helena), United Kingdom (Turcs and Caicos Islands))	38
Middle East (Bahrain, Egypt, Iran, Iraq, Israel, Jordan, Kuwait, Lebanon, Oman, Palestinian controlled territories, Qatar, Saudi Arabia, Syria, United Arab Emirates, Yemen)	40
North Africa (Algeria, Libya, Morocco, Tunisia)	42
North America (Canada, United States)	44

North East Asia (China (Mainland), China (Hong Kong), China (Macao), Korea (Democratic People's Republic of), Korea (Republic of), Japan, Mongolia, Taiwan)	46
Oceania (Australia, Fiji, Kiribati, Marshall Islands, Micronesia (Fed. States of), Nauru, New Zealand, Palau, Papua New Guinea, Samoa, Solomon Islands, Tonga, Tuvalu, Vanuatu)	47
Other European Countries (Albania, Andorra, Armenia, Azerbaijan, Belarus, Bosnia and Herzegovina, Georgia, Holy See, Iceland, Liechtenstein, Kosovo*, Republic of Moldova, Monaco, Montenegro, North Macedonia, Norway, Russian Federation, Serbia, St Marino, Switzerland, Turkey, Ukraine)	48
South America (Argentina, Bolivia, Brazil, Chile, Colombia, Ecuador, Guyana, Paraguay, Peru, Suriname, Uruguay, Venezuela)	50
South Asia (Afghanistan, Bangladesh, Bhutan, India, Maldives, Nepal, Pakistan, Sri Lanka)	52
South East Asia (Brunei, Cambodia, Indonesia, Laos, Malaysia, Myanmar, Philippines, Singapore, Thailand, Timor Leste, Vietnam)	54
Sub-Saharan Africa (Angola, Benin, Botswana, Burkina Faso, Burundi, Cameroon, Cape Verde, Central African Republic, Chad, Comoros, Congo (Republic of), Congo (Democratic Republic of), Djibouti, Equatorial Guinea, Eritrea, Ethiopia, Gabon, Gambia, Ghana, Guinea, Guinea-Bissau, Ivory Coast, Kenya, Lesotho, Liberia, Madagascar, Malawi, Mali, Mauritania, Mauritius, Mozambique, Namibia, Niger, Nigeria, Rwanda, Sao Tome and Principe, Senegal, Seychelles, Sierra Leone, Somalia, South Africa, Sudan, South Sudan, Swaziland, Tanzania, Togo, Uganda, Zambia, Zimbabwe)	56
III. TABLE SHOWING EXPORTS TO UNITED NATIONS-MANDATED OR OTHER INTERNATIONAL MISSIONS IN 2020	58
IV. INFORMATION ON NATIONAL LEGISLATION RELEVANT TO ARMS EXPORT CONTROL	59
V. TABLE OF REGIONAL ACTIVITIES, WHICH STATES PARTICIPATED IN DURING 2020	64
VI. TABLE SHOWING INTERNET ADDRESSES AND CONTACT DETAILS OF NATIONAL AUTHORITIES RESPONSIBLE FOR ARMS EXPORT CONTROL	65

* For the United Nations Development Programme, references to Kosovo shall be understood to be in the context of Security Council resolution 1244 (1999).
For the European Union, this designation is without prejudice to positions on status, and is in line with UNSCR 1244/1999 and the ICJ Opinion on the Kosovo declaration of independence.

ANNEXES



The information on Conventional Arms Exports by Albania, Bosnia and Herzegovina, Montenegro, North Macedonia and Serbia based on the licenses issued in the period from 1 January to 31 December 2020. The attached tables contain the following information:

I. BRIEF DESCRIPTION OF EU COMMON MILITARY LIST CATEGORIES

II. TABLES SETTING OUT EXPORTS WORLDWIDE, PER DESTINATION AND PER REGION

Figures are broken down by state, and where possible by EU Common Military List category, where (a) = number of licenses issued, (b) = value of licenses issued in Euros and (c) = the value of arms exports in Euros^{(1) (2) (3) (4)}

III. TABLE SHOWING EXPORTS TO UNITED NATIONS-MANDATED OR OTHER INTERNATIONAL MISSIONS IN 2020

IV. INFORMATION ON NATIONAL LEGISLATION RELEVANT TO ARMS EXPORT CONTROL

V. TABLE OF REGIONAL ACTIVITIES WHICH STATES PARTICIPATED IN DURING 2020

VI. TABLE SHOWING INTERNET ADDRESSES AND CONTACT DETAILS OF NATIONAL AUTHORITIES RESPONSIBLE FOR ARMS EXPORT CONTROL

¹ In many cases, transfers of controlled goods may pass through two or more states covered by this report before being delivered to their final destination. For this reason, there is likely to be a considerable amount of 'double counting' in this report, with the same transfer being reported multiple times by different states. The report should not, therefore, be used to generate an estimate of the combined value of the region's arms exports.

² To make the table more readable, nil values are omitted, and empty rows deleted.

³ **Concerning the Republic of Serbia:**

The Annual Report of the Republic of Serbia includes, inter alia, data on arms exports broken down by export destination – i.e. the country of the buyer, together with the data on the end-user country - while agreed method in the Regional Report is to have data broken down only by end-user country. For this reason, data from the annual report of the Republic of Serbia may be different from the data published in the Regional Report on Arms Exports. The Republic of Serbia's national regulations allow for situations where a number of different products, which may cover a range of different control categories, are attached to one license. Such transfers have been marked with a single asterisk (*).

⁴ **Concerning Bosnia and Herzegovina:**

Due to the COVID-19 pandemic, Bosnia and Herzegovina faced late justification from legal entities about the export realization as per the issued licenses. Cases with no confirmed data about realized export have been marked with two asterisks.

1 BRIEF DESCRIPTION OF EU COMMON MILITARY LIST CATEGORIES FOR 2020⁽⁵⁾

As adopted by the Council on 17 February 2020 (CFSP 2020/C 85/01)

- ML1 Smooth-bore weapons with a calibre of less than 20 mm, other arms and automatic weapons with a calibre of 12,7 mm (calibre 0,50 inches) or less and accessories, and specially designed components therefor
- ML2 Smooth-bore weapons with a calibre of 20 mm or more, other weapons or armament with a calibre greater than 12,7 mm (calibre 0,50 inches), projectors specially designed or modified for military use and accessories, as follows, and specially designed components therefor
- ML3 Ammunition and fuze setting devices, and specially designed components therefor
- ML4 Bombs, torpedoes, rockets, missiles, other explosive devices and charges and related equipment and accessories, and specially designed components therefor
- ML5 Fire control, surveillance and warning equipment, and related systems, test and alignment and countermeasure equipment, specially designed for military use, and specially designed components and accessories therefor
- ML6 Ground vehicles and components
- ML7 Chemical agents, "biological agents", "riot control agents", radioactive materials, related equipment, components and materials
- ML8 "Energetic materials", and related substances
- ML9 Vessels of war (surface or underwater), special naval equipment, accessories, components and other surface vessels
- ML10 "Aircraft", "lighter-than-air vehicles", "Unmanned Aerial Vehicles" ("UAVs"), aero-engines and "aircraft" equipment, related equipment, and components, as follows, specially designed or modified for military use:
- ML11 Electronic equipment, "spacecraft" and components, not specified elsewhere on the EU Common Military List
- ML12 High velocity kinetic energy weapon systems and related equipment, and specially designed components therefor
- ML13 Armoured or protective equipment, constructions and components
- ML14 "Specialised" equipment for military training' or for simulating military scenarios, simulators specially designed for training in the use of any firearm or weapon specified by ML1 or ML2, and specially designed components and accessories therefor
- ML15 Imaging or countermeasure equipment, specially designed for military use, and specially designed components and accessories therefor
- ML16 Forgings, castings and other unfinished products, specially designed for items specified by ML1 to ML4, ML6, ML9, ML10, ML12 or ML19
- ML17 Miscellaneous equipment, materials and 'libraries', and specially designed components therefor
- ML18 'Production' equipment, environmental test facilities and components
- ML19 Directed Energy Weapon (DEW) systems, related or countermeasure equipment and test models, and specially designed components therefor
- ML20 Cryogenic and 'superconductive' equipment, and specially designed components and accessories therefor
- ML21 'Software'
- ML22 'Technology'

⁵ Full description of the military list categories as adopted by the Council on 17 February 2020 (CFSP 2020/C 85/01) can be found on [https://eur-lex.europa.eu/legal-content/EN/TXT/PDF/?uri=CELEX:52020XG0313\(07\)&from=SL](https://eur-lex.europa.eu/legal-content/EN/TXT/PDF/?uri=CELEX:52020XG0313(07)&from=SL)

2 TABLES SETTING OUT EXPORTS WORLDWIDE, PER DESTINATION AND PER REGION

ARMS EXPORTS WORLDWIDE IN 2020

		ML 1	ML 2	ML 3	ML 4	ML 5	ML 6	ML 7	ML 8
Albania	a	1							
	b	707 290							
	c	581 600							
Bosnia and Herzegovina	a	33	18	204	2	7	5	2	
	b	26 699 955	12 221 760	454 952 438	226 426	768 938	1 040 855	25 584	
	c	3 004 049	5 916 164	120 566 558	217 481	5 144	814 765	10 584	
Montenegro	a	12	2	4	10				7
	b	3 769 979	88 723	221 986	1 745 253				1 013 080
	c	1 804 598	88 723	221 986	848 645				722 590
North Macedonia	a			16	5				
	b			1 190 397	1 332 747				
	c			1 190 397	1 332 747				
Serbia	a	60	17	107	40	7	2	1	49
	b	104 741 565	31 760 340	443 536 141	71 836 932	3 484 575	4 560 947	64 200	39 262 462
	c	57 480 660	24 328 971	205 301 791	33 973 675	3 378 043	4 560 947	64 200	30 033 778
TOTAL PER ML category	a	106	37	331	57	14	7	3	56
	b	135 918 789	44 070 823	899 900 962	75 141 358	4 253 513	5 601 802	89 784	40 275 542
	c	62 870 907	30 333 858	327 280 732	36 372 548	3 383 187	5 375 712	74 784	30 756 368

		ML 10	ML 11	ML 13	ML 15	ML 16	ML 18	ML 22	TOTAL per destination
Albania	a								1
	b								707 290
	c								581 600
Bosnia and Herzegovina	a	2	1				1		275
	b	133 010	3 975					115 000	496 187 941
	c	117 710	3 975					115 000	130 771 430
Montenegro	a	22							57
	b	5 220 384							12 059 405
	c	3 426 611							7 113 153
North Macedonia	a								21
	b								2 523 144
	c								2 523 144
Serbia	a	2	1	4	6	1	8	5	311
	b	264 580	729 538	1 241 022	2 683 385	188 950	16 475 646	9 323 891	730 154 174
	c		71 699	1 241 022	2 683 385	2 456	14 001 036	2 032 127	379 153 791
TOTAL PER ML category	a	26	2	4	6	1	9	5	665
	b	5 617 974	733 513	1 241 022	2 683 385	188 950	16 475 646	9 438 891	1 241 631 954
	c	3 544 321	75 674	1 241 022	2 683 385	2 456	14 001 036	2 147 127	520 143 117

EXPORTS WORLDWIDE



520,143,117 €

1,241,631,954 € - VALUE OF LICENSES ISSUED

41.89%

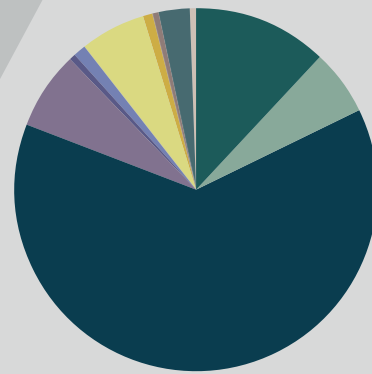
OF LICENSES ISSUED WAS USED



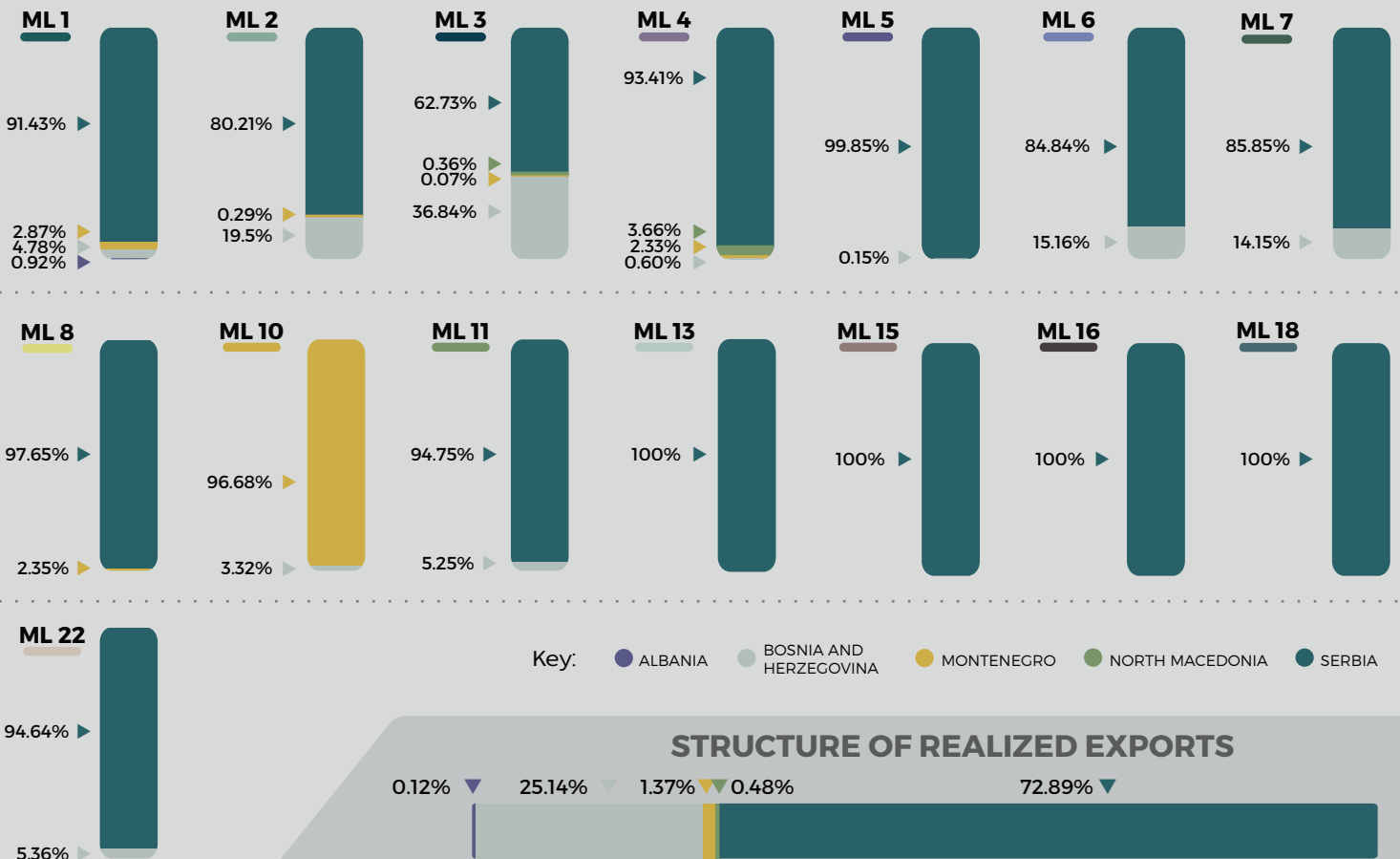
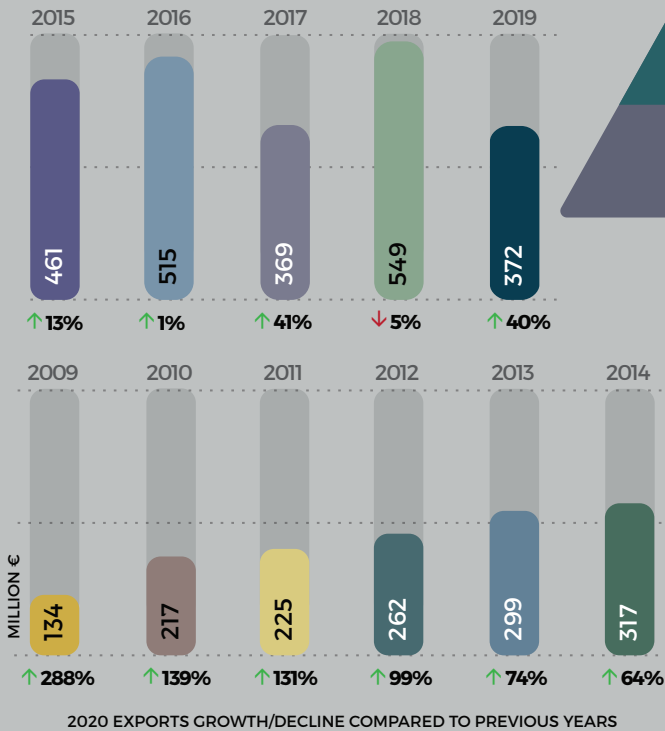
665

LICENSES
ISSUED
WORLDWIDE

EXPORTS STRUCTURE PER ML



- ML 1 12.08%
- ML 2 5.83%
- ML 3 62.93%
- ML 4 6.99%
- ML 5 0.65%
- ML 6 1.03%
- ML 7 0.02%
- ML 8 5.91%
- ML 10 0.68%
- ML 11 0.02%
- ML 13 0.24%
- ML 15 0.52%
- ML 16 0.01%
- ML 18 2.69%
- ML 22 0.41%



STRUCTURE OF REALIZED EXPORTS



TRANSFERS OF CONTROLLED GOODS MAY PASS THROUGH TWO OR MORE STATES COVERED BY THIS REPORT BEFORE BEING DELIVERED TO THEIR FINAL DESTINATION. FOR THIS REASON, THERE IS LIKELY TO BE A CONSIDERABLE AMOUNT OF DOUBLE COUNTING IN THIS REPORT, WITH THE SAME TRANSFER BEING REPORTED MULTIPLE TIMES BY DIFFERENT STATES. THE REPORT SHOULD NOT, THEREFORE, BE USED TO GENERATE AN ESTIMATE OF THE COMBINED VALUE OF THE REGION'S ARMS EXPORTS.

ARMS EXPORTS PER DESTINATION IN 2020

		ML 2	TOTAL per destination
Bosnia and Herzegovina	a	1	1
	b	6 077 188	6 077 188
	c	1 864 542	1 864 542
TOTAL PER ML category	a	1	1
	b	6 077 188	6 077 188
	c	1 864 542	1 864 542

		ML 1	ML 2	ML 4	ML 5	ML 18	ML 22	TOTAL per destination
Bosnia and Herzegovina	a		1					1
	b		266 000					266 000
	c		266 000					266 000
Serbia*	a	2	1		1	3	1	8
	b	1 995 578	409 000	212 976	1 421 272	16 340 036	6 003 582	26 382 444
	c	1 995 578	409 000	212 976	1 314 740	13 887 476		17 819 769
TOTAL PER ML category	a	2	2		1	3	1	9
	b	1 995 578	675 000	212 976	1 421 272	16 340 036	6 003 582	26 648 444
	c	1 995 578	675 000	212 976	1 314 740	13 887 476		18 085 769

		ML 2	ML 3	TOTAL per destination
Serbia*	a		2	2
	b	93 600	1 102 579	1 196 179
	c	79 175	557 349	636 524
TOTAL PER ML category	a		2	2
	b	93 600	1 102 579	1 196 179
	c	79 175	557 349	636 524

		ML 2	ML 3	TOTAL per destination
Bosnia and Herzegovina	a	1		1
	b	2 860		2 860
	c			
Serbia	a		2	2
	b		996 820	996 820
	c		988 460	988 460
TOTAL PER ML category	a	1	2	3
	b	2 860	996 820	999 680
	c		988 460	988 460

AUSTRIA

		ML 1	ML 3	ML 8	TOTAL per destination
Albania	a	1			1
	b	707 290			707 290
	c	581 600			581 600
Bosnia and Herzegovina	a	5	5		10
	b	1 350 880	376 975		1 727 855
	c	260 480	264 614		525 094
Montenegro	a	1			1
	b	30 000			30 000
	c	30 000			30 000
Serbia	a		2	3	5
	b		319 495	35 350	354 845
	c		275 415	35 350	310 765
TOTAL PER ML category	a	7	7	3	17
	b	2 088 170	696 470	35 350	2 819 990
	c	872 080	540 029	35 350	1 447 459

AZERBAIJAN

		ML 3	ML 4	ML 8	TOTAL per destination
Serbia	a	4	1	1	6
	b	122 122 610	1 800 000	174 263	124 096 873
	c	69 977 778	1 800 000		71 777 778
TOTAL PER ML category	a	4	1	1	6
	b	122 122 610	1 800 000	174 263	124 096 873
	c	69 977 778	1 800 000		71 777 778

BAHRAIN

		ML 3	ML 13	TOTAL per destination
Serbia	a	1	1	2
	b	25 000	276 000	301 000
	c	25 000	276 000	301 000
TOTAL PER ML category	a	1	1	2
	b	25 000	276 000	301 000
	c	25 000	276 000	301 000

BANGLADESH

		ML 2	ML 3	ML 5	ML 8	ML 18	TOTAL per destination
Bosnia and Herzegovina**	a		2	2		1	5
	b		2 849 951	729 933			3 579 884
	c		1 758 767				1 758 767
Montenegro	a				1		1
	b				43 538		43 538
	c				43 538		43 538
Serbia	a	1					1
	b	6 945 794					6 945 794
	c						
TOTAL PER ML category	a	1	2	2	1	1	7
	b	6 945 794	2 849 951	729 933	43 538		10 569 216
	c		1 758 767		43 538		1 802 305

BELARUS

		ML 1	ML 3	TOTAL per destination
Bosnia and Herzegovina	a		1	1
	b		945	945
	c		945	945
Serbia	a	1	1	2
	b	8 554	42 242	50 796
	c		42 242	42 242
TOTAL PER ML category	a	1	2	3
	b	8 554	43 187	51 741
	c		43 187	43 187

BELGIUM

		ML 1	ML 3	ML 8	TOTAL per destination
Bosnia and Herzegovina	a		3		3
	b		1 461		1 461
	c		1 461		1 461
Serbia	a	1	2	3	6
	b	12 101	7 099 770	346 664	7 458 535
	c	12 101	628 011	271 496	911 608
TOTAL PER ML category	a	1	5	3	9
	b	12 101	7 101 231	346 664	7 459 996
	c	12 101	629 472	271 496	913 069

BOLIVIA

		ML 1	ML 3	ML 10	TOTAL per destination
Montenegro	a				
	b				
	c			3	3
Serbia	a	1	1		2
	b	37 715	433 500		471 214
	c				
TOTAL PER ML category	a	1	1		2
	b	37 715	433 500		471 214
	c			3	3

BOSNIA AND HERZEGOVINA

		ML 1	ML 2	ML 3	ML 4	ML 8	ML 16	ML 18
Montenegro	a	1	2		4			
	b	184	88 723		2 700			
	c	184	88 723		2 700			
North Macedonia	a			3				
	b			1 500				
	c			1 500				
Serbia	a	3	2		1	5	1	1
	b	238 277	3 000		23 940	7 526 400	188 950	56 750
	c	235 417	3 000		23 940	7 191 412	2 456	34 700
TOTAL PER ML category	a	4	4	3	5	5	1	1
	b	238 461	91 723	1 500	26 640	7 526 400	188 950	56 750
	c	235 601	91 723	1 500	26 640	7 191 412	2 456	34 700

		ML 22	TOTAL per destination
Montenegro	a		7
	b		91 607
	c		91 607
North Macedonia	a		3
	b		1 500
	c		1 500
Serbia	a	1	14
	b	93 790	8 131 107
	c	93 176	7 584 101
TOTAL PER ML category	a	1	24
	b	93 790	8 224 214
	c	93 176	7 677 208

BRAZIL

		ML 4	ML 10	TOTAL per destination
Montenegro	a		30 088	30 088
	b		30 088	30 088
	c			
Serbia	a	2		2
	b	88 431		88 431
	c	88 431		88 431
TOTAL PER ML category	a	2	30 088	30 090
	b	88 431	30 088	118 519
	c	88 431		88 431

BULGARIA

		ML 1	ML 3	ML 4	ML 8	ML 10	TOTAL per destination
Bosnia and Herzegovina	a	1	2				3
	b	5 102	4 699 283				4 704 385
	c	5 102	158 555				163 657
Montenegro	a	1	1			1	3
	b	600 000	29 579			44 624	674 203
	c	118 800	29 579			44 624	193 003
North Macedonia	a			1			1
	b			30 100			30 100
	c			30 100			30 100
Serbia	a	3	3		12		18
	b	52 188	564 866		10 009 622		10 626 676
	c	52 188	309 279		5 238 440		5 599 907
TOTAL PER ML category	a	5	6	1	12	1	25
	b	657 290	5 293 728	30 100	10 009 622	44 624	16 035 364
	c	176 090	497 413	30 100	5 238 440	44 624	5 986 667

BURKINA FASO

		ML 1	ML 3	ML 4	ML 22	TOTAL per destination
Bosnia and Herzegovina	a		1			1
	b	121 486	3 330 000			3 451 486
	c	121 486	3 330 000			3 451 486
Serbia*	a	2	1	1		5
	b	7 727 490	2 406 000	7 384 552	1 158 510	18 676 552
	c	5 560 520	2 406 000	7 384 552	1 014 760	16 365 832
TOTAL PER ML category	a	2	2	1		6
	b	7 848 976	5 736 000	7 384 552	1 158 510	22 128 038
	c	5 682 006	5 736 000	7 384 552	1 014 760	19 817 318

CAMBODIA

		ML 3	TOTAL per destination
Bosnia and Herzegovina	a	1	1
	b	40 320	40 320
	c	40 320	40 320
TOTAL PER ML category	a	1	1
	b	40 320	40 320
	c	40 320	40 320

CAMEROON

		ML 1	ML 13	TOTAL per destination
Serbia	a	1	1	2
	b	580 000	938 400	1 518 400
	c	580 000	938 400	1 518 400
TOTAL PER ML category	a	1	1	2
	b	580 000	938 400	1 518 400
	c	580 000	938 400	1 518 400

		ML 1	ML 3	ML 8	TOTAL per destination	
CANADA	Bosnia and Herzegovina	a	1	5	6	
		b	23 700	3 526 552	3 550 252	
		c	23 700	2 709 212	2 732 912	
	Montenegro	a	1		1	
		b	127 500		127 500	
		c	127 500		127 500	
	Serbia	a	1	2	1	4
		b	914	429 138	687 000	1 117 052
		c	914	429 053	687 000	1 116 967
	TOTAL PER ML category	a	3	7	1	11
		b	152 114	3 955 690	687 000	4 794 804
		c	152 114	3 138 265	687 000	3 977 379

		ML 4	TOTAL per destination	
CHAD	Montenegro	a	1	1
		b	87 513	87 513
		c	87 513	87 513
	Serbia	a	1	1
		b	18 800	18 800
		c	18 800	18 800
	TOTAL PER ML category	a	2	2
		b	106 313	106 313
		c	106 313	106 313

		ML 3	ML 4	TOTAL per destination	
CHILE	Bosnia and Herzegovina	a	1	1	
		b	48 726	48 726	
		c	48 726	48 726	
	North Macedonia	a		1	1
		b		115 000	115 000
		c		115 000	115 000
	Serbia*	a	4	1	5
		b	2 466 481	574 865	3 041 346
		c	2 379 097	574 865	2 953 961
	TOTAL PER ML category	a	5	2	7
		b	2 515 207	689 865	3 205 072
		c	2 427 823	689 865	3 117 687

		ML 10	TOTAL per destination	
CHINA (MAINLAND)	Serbia	a	1	1
		b	50 000	50 000
		c		
	TOTAL PER ML category	a	1	1
		b	50 000	50 000
		c		

		ML 1	TOTAL per destination
Montenegro	a	1	1
	b	88 091	88 091
	c		
TOTAL PER ML category	a	1	1
	b	88 091	88 091
	c		

		ML 1	ML 2	ML 3	TOTAL per destination
Serbia*	a		1	2	3
	b	536 299	301 692	719 061	1 557 053
	c	536 299	301 692	519 661	1 357 653
TOTAL PER ML category	a		1	2	3
	b	536 299	301 692	719 061	1 557 053
	c	536 299	301 692	519 661	1 357 653

		ML 3	ML 6	TOTAL per destination
Bosnia and Herzegovina	a	4	1	5
	b	1 390 060	7 812	1 397 872
	c	736 360	7 812	744 172
Serbia	a	1		1
	b	132 425		132 425
	c	36 499		36 499
TOTAL PER ML category	a	5	1	6
	b	1 522 485	7 812	1 530 297
	c	772 859	7 812	780 671

		ML 10	TOTAL per destination
Montenegro	a	2	2
	b	202 030	202 030
	c		
TOTAL PER ML category	a	2	2
	b	202 030	202 030
	c		

		ML 2	ML 3	ML 6	ML 11	TOTAL per destination
Serbia*	a		1			1
	b	1 764 960	6 411 061	1 224 000	240 000	9 640 021
	c	1 764 960	3 442 226	1 224 000		6 431 186
TOTAL PER ML category	a		1			1
	b	1 764 960	6 411 061	1 224 000	240 000	9 640 021
	c	1 764 960	3 442 226	1 224 000		6 431 186

		ML 1	ML 3	ML 6	ML 10	TOTAL per destination
CZECH REPUBLIC	Bosnia and Herzegovina	a	2	6	1	9
		b	37 154	10 848 205	460 000	11 345 359
		c	9 093	8 292 266	460 000	8 761 359
	Montenegro	a				1
		b				19 796
		c				19 796
	Serbia	a	1	2		3
		b	55 525	1 499 365		1 554 890
		c	55 525	739 192		794 717
TOTAL PER ML category	a	3	8	1	1	13
	b	92 679	12 347 570	460 000	19 796	12 920 045
	c	64 618	9 031 458	460 000	19 796	9 575 872

		ML 3	TOTAL per destination
DENMARK	Bosnia and Herzegovina	a	1
		b	27 640
		c	27 640
	TOTAL PER ML category	a	1
		b	27 640
		c	27 640

		ML 3	TOTAL per destination
ECUADOR	Serbia	a	1
		b	25 191
		c	
	TOTAL PER ML category	a	1
		b	25 191
		c	

		ML 1	ML 3	ML 4	ML 5	ML 15	TOTAL per destination	
EGYPT	Bosnia and Herzegovina	a	3	8			11	
		b	5 840	26 529 595				26 535 435
		c	5 840	21 657 783				21 663 623
	Serbia*	a		1		1	1	3
		b		788 721	106 488	161 063	336 768	1 393 041
		c		788 721	106 488	161 063	336 768	1 393 041
	TOTAL PER ML category	a	3	9		1	1	14
		b	5 840	27 318 316	106 488	161 063	336 768	27 928 476
		c	5 840	22 446 504	106 488	161 063	336 768	23 056 664

		ML 3	TOTAL per destination
ESTONIA	Serbia	a	1
		b	2 126 619
		c	2 126 619
	TOTAL PER ML category	a	1
		b	2 126 619
		c	2 126 619

ETHIOPIA

		ML 10	TOTAL per destination
Montenegro	a	1	1
	b	557 594	557 594
	c	557 594	557 594
TOTAL PER ML category	a	1	1
	b	557 594	557 594
	c	557 594	557 594

FINLAND

		ML 3	TOTAL per destination
Bosnia and Herzegovina	a	1	1
	b	120	120
	c	120	120
TOTAL PER ML category	a	1	1
	b	120	120
	c	120	120

FRANCE

		ML 1	ML 3	ML 5	ML 8	ML 15	TOTAL per destination
Bosnia and Herzegovina	a		3	1			4
	b		387 000	5 144			392 144
	c		387 000	5 144			392 144
Serbia	a	2		1	3	2	8
	b	74 581		22 200	398 919	164 250	659 950
	c	74 581		22 200	398 919	164 250	659 950
TOTAL PER ML category	a	2	3	2	3	2	12
	b	74 581	387 000	27 344	398 919	164 250	1 052 094
	c	74 581	387 000	27 344	398 919	164 250	1 052 094

GEORGIA

		ML 10	TOTAL per destination
Montenegro	a	2	2
	b	124 000	124 000
	c	124 000	124 000
TOTAL PER ML category	a	2	2
	b	124 000	124 000
	c	124 000	124 000

GERMANY

		ML 1	ML 3	TOTAL per destination
Bosnia and Herzegovina	a		1	1
	b		12 263	12 263
	c		12 263	12 263
Montenegro	a	1		1
	b	10 290		10 290
	c			
Serbia	a	3	2	5
	b	478 420	350 200	828 620
	c	177 642	109 180	286 822
TOTAL PER ML category	a	4	3	7
	b	488 710	362 463	851 173
	c	177 642	121 443	299 085

GREECE

		ML 3	ML 13	TOTAL per destination
Bosnia and Herzegovina	a	1		1
	b	11 481		11 481
	c	11 481		11 481
Serbia	a		1	1
	b		15 600	15 600
	c		15 600	15 600
TOTAL PER ML category	a	1	1	2
	b	11 481	15 600	27 081
	c	11 481	15 600	27 081

GUATEMALA

		ML 3	TOTAL per destination
Bosnia and Herzegovina	a	1	1
	b	192 901	192 901
	c		
TOTAL PER ML category	a	1	1
	b	192 901	192 901
	c		

HUNGARY

		ML 3	ML 8	ML 18	TOTAL per destination
Bosnia and Herzegovina	a	8			8
	b	956 903			956 903
	c	619 003			619 003
Serbia	a		1	1	2
	b		34 750	3 670	38 420
	c		34 750	3 670	38 420
TOTAL PER ML category	a	8	1	1	10
	b	956 903	34 750	3 670	995 323
	c	619 003	34 750	3 670	657 423

		ML 3	ML 8	ML 18	TOTAL per destination
Bosnia and Herzegovina	a	2			2
	b	4 440 788			4 440 788
	c	168 440			168 440
Serbia	a	1	1	1	3
	b	1 073 460	1 155 026	35 950	2 264 436
	c	937 710	1 155 026	35 950	2 128 686
TOTAL PER ML category	a	3	1	1	5
	b	5 514 248	1 155 026	35 950	6 705 224
	c	1 106 150	1 155 026	35 950	2 297 126

INDIA

		ML 2	ML 3	ML 4	ML 10	ML 18	TOTAL per destination
Montenegro	a				2		2
	b				252 497		252 497
	c						
Serbia*	a	3	9	2			14
	b	1 092 561	3 915 497	847 926		940	5 856 924
	c	1 092 561	3 915 497	847 926		940	5 856 924
TOTAL PER ML category	a	3	9	2	2		16
	b	1 092 561	3 915 497	847 926	252 497	940	6 109 421
	c	1 092 561	3 915 497	847 926		940	5 856 924

INDONESIA

		ML 2	TOTAL per destination
Bosnia and Herzegovina	a	1	1
	b	1 502 800	1 502 800
	c	1 502 800	1 502 800
TOTAL PER ML category	a	1	1
	b	1 502 800	1 502 800
	c	1 502 800	1 502 800

IRAQ

		ML 1	ML 3	ML 4	TOTAL per destination
Bosnia and Herzegovina	a		3		3
	b		8 430		8 430
	c		8 219		8 219
Montenegro	a			1	1
	b			1 884	1 884
	c			1 884	1 884
North Macedonia	a			1	1
	b			309 675	309 675
	c			309 675	309 675
Serbia	a	1	1	3	5
	b	799	14 000	311 091	325 890
	c		14 000	266 721	280 721
TOTAL PER ML category	a	1	4	5	10
	b	799	22 430	622 650	645 879
	c		22 219	578 280	600 499

ISRAEL

ITALY

		ML 3	ML 4	ML 5	ML 22	TOTAL per destination
Bosnia and Herzegovina	a	6				6
	b	1 407 875				1 407 875
	c	433 449				433 449
Montenegro	a		1			1
	b		1 013			1 013
	c		1 013			1 013
Serbia	a	1		1	1	3
	b	51 700		12 540	4 290	68 530
	c	51 700		12 540	4 290	68 530
TOTAL PER ML category	a	7	1	1	1	10
	b	1 459 575	1 013	12 540	4 290	1 477 418
	c	485 149	1 013	12 540	4 290	502 992

IVORY COAST

		ML 1	ML 3	ML 4	TOTAL per destination
Bosnia and Herzegovina	a		1		1
	b		347 028		347 028
	c		347 028		347 028
Montenegro	a	1			1
	b	86 500			86 500
	c				
North Macedonia	a			1	1
	b			877 972	877 972
	c			877 972	877 972
TOTAL PER ML category	a	1	1	1	3
	b	86 500	347 028	877 972	1 311 500
	c		347 028	877 972	1 225 000

JORDAN

		ML 1	ML 8	TOTAL per destination
Serbia	a	1	1	2
	b	59 500	68 425	127 925
	c	59 500	68 425	127 925
TOTAL PER ML category	a	1	1	2
	b	59 500	68 425	127 925
	c	59 500	68 425	127 925

KAZAKHSTAN

		ML 2	ML 3	ML 4	ML 10	TOTAL per destination
Montenegro	a				2	2
	b				153 600	153 600
	c				115 200	115 200
Serbia	a	1	1	1		3
	b	25 912	1 972 024	219 258		2 217 194
	c	25 912	1 083 410	219 258		1 328 580
TOTAL PER ML category	a	1	1	1	2	5
	b	25 912	1 972 024	219 258	153 600	2 370 794
	c	25 912	1 083 410	219 258	115 200	1 443 780

KENYA

		ML 3	TOTAL per destination
Bosnia and Herzegovina	a	1	1
	b	3 181 750	3 181 750
	c		
Serbia	a	1	1
	b	351 410	351 410
	c	351 410	351 410
TOTAL PER ML category	a	2	2
	b	3 533 160	3 533 160
	c	351 410	351 410

KOREA (REPUBLIC OF)

		ML 4	ML 8	TOTAL per destination
Montenegro	a		1	1
	b		586 826	586 826
	c		296 336	296 336
Serbia	a	2		2
	b	16 861		16 861
	c			
TOTAL PER ML category	a	2	1	3
	b	16 861	586 826	603 687
	c		296 336	296 336

KUWAIT

		ML 3	TOTAL per destination
Bosnia and Herzegovina	a	1	1
	b	163	163
	c		
TOTAL PER ML category	a	1	1
	b	163	163
	c		

LITHUANIA

		ML 3	ML 5	TOTAL per destination
Bosnia and Herzegovina	a	1	1	2
	b	116 906	5 440	122 346
	c	33 546		33 546
TOTAL PER ML category	a	1	1	2
	b	116 906	5 440	122 346
	c	33 546		33 546

MALAYSIA

		ML 1	ML 3	TOTAL per destination
Bosnia and Herzegovina	a	1	4	5
	b	1 110 000	416 145	1 526 145
	c		300 270	300 270
TOTAL PER ML category	a	1	4	5
	b	1 110 000	416 145	1 526 145
	c		300 270	300 270

MALI

		ML 1	ML 2	TOTAL per destination
Serbia*	a		1	1
	b	137 776	567 205	704 981
	c	137 776	567 205	704 981
TOTAL PER ML category	a		1	1
	b	137 776	567 205	704 981
	c	137 776	567 205	704 981

MONTENEGRO

		ML 1	ML 3	ML 4	ML 5	ML 7	ML 8
Bosnia and Herzegovina	a	2	2		1		
	b	332 850	737 625		1 188		
	c	30 321	33 280				
Serbia	a	3	4	2		1	3
	b	22 985	936 145	143 054		64 200	160 900
	c	9 620	142 866	143 054		64 200	106 400
TOTAL PER ML category	a	5	6	2	1	1	3
	b	355 835	1 673 770	143 054	1 188	64 200	160 900
	c	39 941	176 146	143 054		64 200	106 400

		ML 10	TOTAL per destination
Bosnia and Herzegovina	a	1	6
	b	15 300	1 086 963
	c		63 601
Serbia	a		13
	b		1 327 284
	c		466 140
TOTAL PER ML category	a	1	19
	b	15 300	2 414 247
	c		529 741

MOROCCO

		ML 3	TOTAL per destination
Bosnia and Herzegovina	a	2	2
	b	886 000	886 000
	c	886 000	886 000
TOTAL PER ML category	a	2	2
	b	886 000	886 000
	c	886 000	886 000

MOZAMBIQUE

		ML 1	ML 2	ML 3	TOTAL per destination
Montenegro	a	1			1
	b	1 084 338			1 084 338
	c	1 084 338			1 084 338
Serbia*	a		1	1	2
	b		974 690	1 277 800	2 252 490
	c		503 540	1 277 800	1 781 340
TOTAL PER ML category	a	1	1	1	3
	b	1 084 338	974 690	1 277 800	3 336 828
	c	1 084 338	503 540	1 277 800	2 865 678

		ML 3	ML 4	ML 5	ML 10	ML 22	TOTAL per destination	
MYANMAR	Serbia	a	2	3	2	1	1	9
		b	7 122 272	5 563 347	1 687 500	214 580	1 060 000	15 647 700
		c	3 601 247	4 750 000	1 687 500			10 038 747
	TOTAL PER ML category	a	2	3	2	1	1	9
		b	7 122 272	5 563 347	1 687 500	214 580	1 060 000	15 647 700
		c	3 601 247	4 750 000	1 687 500			10 038 747

		ML 1	ML 8	ML 18	TOTAL per destination
NAMIBIA	Bosnia and Herzegovina	a	1		1
		b	15		15
		c	15		15
	Serbia	a	1	1	2
		b	3 000	29 600	32 600
		c		29 600	29 600
	TOTAL PER ML category	a	1	1	3
		b	15	29 600	32 615
		c	15	29 600	29 615

		ML 1	ML 4	TOTAL per destination
NIGER	Bosnia and Herzegovina	a	1	1
		b	20 233	20 233
		c		
	Serbia	a	1	1
		b	361 438	361 438
		c	361 438	361 438
	TOTAL PER ML category	a	1	2
		b	20 233	381 671
		c	361 438	361 438

		ML 1	ML 2	ML 3	ML 4	ML 10	ML 22	TOTAL per destination
NIGERIA	Montenegro	a				1		1
		b				21 106		21 106
		c						
	Serbia*	a	1		1		1	3
		b	39 050	98 000	559 300	1 138 367	45 701	1 880 418
		c	39 050	98 000	559 300	1 138 367	45 701	1 880 418
	TOTAL PER ML category	a	1		1	1	1	4
		b	39 050	98 000	559 300	1 138 367	21 106	1 901 524
		c	39 050	98 000	559 300	1 138 367	45 701	1 880 418

		ML 3	TOTAL per destination
NORWAY	Bosnia and Herzegovina	a	2
		b	765 250
		c	282 658
	TOTAL PER ML category	a	2
		b	765 250
		c	282 658

		ML 3	TOTAL per destination
OMAN	Bosnia and Herzegovina	a	1
		b	
		c	
	TOTAL PER ML category	a	1
		b	
		c	

		ML 1	TOTAL per destination
PAKISTAN	Serbia	a	1
		b	1 438
		c	1 438
	TOTAL PER ML category	a	1
		b	1 438
		c	1 438

		ML 3	TOTAL per destination
PHILIPPINES	Bosnia and Herzegovina	a	4
		b	866 946
		c	732 126
	Serbia	a	1
		b	502 925
		c	502 925
	TOTAL PER ML category	a	5
		b	1 369 871
		c	1 235 051

POLAND

		ML 1	ML 3	ML 10	TOTAL per destination
Bosnia and Herzegovina	a		2		2
	b		1 263 780		1 263 780
	c		16 733		16 733
Montenegro	a	1	1	2	4
	b	1 299 300	4 500	242 819	1 546 619
	c		4 500	242 819	247 319
Serbia	a		4		4
	b		1 383 540		1 383 540
	c		1 367 700		1 367 700
TOTAL PER ML category	a	1	7	2	10
	b	1 299 300	2 651 820	242 819	4 193 939
	c		1 388 933	242 819	1 631 752

PORTUGAL

		ML 1	TOTAL per destination
Serbia	a	1	1
	b	630	630
	c		
TOTAL PER ML category	a	1	1
	b	630	630
	c		

ROMANIA

		ML 3	ML 4	ML 8	ML 10	ML 18	TOTAL per destination
Bosnia and Herzegovina	a	9					9
	b	1 174 219					1 174 219
	c	947 559					947 559
Montenegro	a				2		2
	b				30 899		30 899
	c				30 899		30 899
Serbia	a		2	5		1	8
	b		550 176	2 937 289		8 700	3 496 165
	c		163 800	2 699 991		8 700	2 872 491
TOTAL PER ML category	a	9	2	5	2	1	19
	b	1 174 219	550 176	2 937 289	30 899	8 700	4 701 283
	c	947 559	163 800	2 699 991	30 899	8 700	3 850 949

RUSSIAN FEDERATION

		ML 1	ML 3	TOTAL per destination
Serbia	a	2	1	3
	b	56 165	369 540	425 705
	c	56 165	261 535	317 700
TOTAL PER ML category	a	2	1	3
	b	56 165	369 540	425 705
	c	56 165	261 535	317 700

SAUDI ARABIA

		ML 1	ML 3	ML 4	ML 5	TOTAL per destination
Bosnia and Herzegovina	a		5		1	6
	b		26 267 011		1 163	26 268 174
	c		23 716 228			23 716 228
Serbia*	a	1	2	1		4
	b	19 247 019	31 631 237	4 396 632		55 274 888
	c	10 219 720	27 029 615			37 249 335
TOTAL PER ML category	a	1	7	1	1	10
	b	19 247 019	57 898 248	4 396 632	1 163	81 543 062
	c	10 219 720	50 745 843			60 965 563

SENEGAL

		ML 1	ML 3	TOTAL per destination
Bosnia and Herzegovina	a		1	1
	b		154 080	154 080
	c		154 080	154 080
Serbia	a	2	1	3
	b	2 994 903	213 510	3 208 413
	c		213 510	213 510
TOTAL PER ML category	a	2	2	4
	b	2 994 903	367 590	3 362 493
	c		367 590	367 590

SERBIA

		ML 2	ML 3	ML 4	ML 6	ML 7	ML 8	ML 10
Bosnia and Herzegovina	a	10	14	1	3	2		1
	b	1 143 107	20 246 934	9 090	573 043	25 584		117 710
	c	667 017	5 449 736	2 727	346 953	10 584		117 710
Montenegro	a		1	1			2	1
	b		187 100	755 535			163 800	2 520 230
	c		187 100	755 535			163 800	1 240 490
TOTAL PER ML category	a	10	15	2	3	2	2	2
	b	1 143 107	20 434 034	764 625	573 043	25 584	163 800	2 637 940
	c	667 017	5 636 836	758 262	346 953	10 584	163 800	1 358 200

		ML 11	TOTAL per destination
Bosnia and Herzegovina	a	1	32
	b	3 975	22 119 443
	c	3 975	6 598 702
Montenegro	a		5
	b		3 626 665
	c		2 346 925
TOTAL PER ML category	a	1	37
	b	3 975	25 746 108
	c	3 975	8 945 627

SLOVAKIA

		ML 1	ML 2	ML 3	ML 4	ML 8	TOTAL per destination
Bosnia and Herzegovina	a	1	1				2
	b	171 000	620 500				791 500
	c						
North Macedonia	a			6			6
	b			575 385			575 385
	c			575 385			575 385
Serbia	a	1		3	2	2	8
	b	15 964		308 672	655 000	9 417 900	10 397 537
	c	15 964		308 672	483 440	9 000 300	9 808 377
TOTAL PER ML category	a	2	1	9	2	2	16
	b	186 964	620 500	884 057	655 000	9 417 900	11 764 422
	c	15 964		884 057	483 440	9 000 300	10 383 762

SLOVENIA

		ML 1	ML 3	ML 6	TOTAL per destination
Bosnia and Herzegovina	a	2	5		7
	b	695 750	808 600		1 504 350
	c	695 750	129 000		824 750
Serbia	a	2		1	3
	b	558 780		2 250	561 030
	c	14 503		2 250	16 753
TOTAL PER ML category	a	4	5	1	10
	b	1 254 530	808 600	2 250	2 065 380
	c	710 253	129 000	2 250	841 503

SOUTH AFRICA

		ML 1	ML 3	TOTAL per destination
Bosnia and Herzegovina	a		3	3
	b		35 830	35 830
	c		35 700	35 700
Serbia	a	2	1	3
	b	99 050	169 200	268 250
	c	80 000	153 400	233 400
TOTAL PER ML category	a	2	4	6
	b	99 050	205 030	304 080
	c	80 000	189 100	269 100

SPAIN

		ML 3	TOTAL per destination
Bosnia and Herzegovina	a	9	9
	b	1 065 309	1 065 309
	c	357 695	357 695
Serbia	a	1	1
	b	209 836	209 836
	c	209 836	209 836
TOTAL PER ML category	a	10	10
	b	1 275 145	1 275 145
	c	567 531	567 531

		ML 1	ML 3	TOTAL per destination	
SWEDEN	Bosnia and Herzegovina	a	1	1	
		b	82	82	
		c	82	82	
	Serbia	a	1	1	
		b	3 504	3 504	
		c	3 504	3 504	
	TOTAL PER ML category	a	1	1	2
		b	3 504	82	3 586
		c	3 504	82	3 586

		ML 1	ML 3	ML 8	TOTAL per destination	
SWITZERLAND	Bosnia and Herzegovina	a	11		11	
		b	3 281 482		3 281 482	
		c	3 281 482		3 281 482	
	Serbia	a	1	1	1	3
		b	44 895	4 200 000	35 500	4 280 395
		c	43 240	4 105 664	35 500	4 184 404
	TOTAL PER ML category	a	1	12	1	14
		b	44 895	7 481 482	35 500	7 561 877
		c	43 240	7 387 146	35 500	7 465 886

		ML 3	TOTAL per destination	
TANZANIA	Serbia	a	1	1
		b	333 000	333 000
		c	333 000	333 000
	TOTAL PER ML category	a	1	1
		b	333 000	333 000
		c	333 000	333 000

		ML 3	TOTAL per destination	
THAILAND	Serbia	a	3	3
		b	410 303	410 303
		c	410 303	410 303
	TOTAL PER ML category	a	3	3
		b	410 303	410 303
		c	410 303	410 303

		ML 3	TOTAL per destination	
TUNISIA	Bosnia and Herzegovina	a	1	1
		b	231 680	231 680
		c	31 280	31 280
	TOTAL PER ML category	a	1	1
		b	231 680	231 680
		c	31 280	31 280

		ML 1	ML 3	ML 4	ML 5	ML 8	ML 15	TOTAL per destination	
TURKEY	Bosnia and Herzegovina	a	23		1			24	
		b	21 029 434		26 070			21 055 504	
		c	7 351 160					7 351 160	
	Montenegro	a				1		1	
		b				1 791		1 791	
		c				1 791		1 791	
	Serbia	a	1	4	8	1	3	3	20
		b	617	20 649 760	39 224 975	180 000	4 999 220	2 182 367	67 236 939
		c	617	6 611 600	11 983 200	180 000	2 517 220	2 182 367	23 475 004
TOTAL PER ML category	a	1	27	8	2	4	3	45	
	b	617	41 679 194	39 224 975	206 070	5 001 011	2 182 367	88 294 234	
	c	617	13 962 760	11 983 200	180 000	2 519 011	2 182 367	30 827 955	

		ML 3	ML 6	TOTAL per destination	
TURKMENISTAN	Serbia	a	1	1	2
		b	179 000	3 334 697	3 513 697
		c	179 000	3 334 697	3 513 697
	TOTAL PER ML category	a	1	1	2
		b	179 000	3 334 697	3 513 697
		c	179 000	3 334 697	3 513 697

		ML 1	ML 2	ML 3	ML 4	TOTAL per destination	
UGANDA	Bosnia and Herzegovina	a	1	1		2	
		b	789 000	300 000		1 089 000	
		c					
	North Macedonia	a			1	1	
		b			37 200	37 200	
		c			37 200	37 200	
	Serbia*	a	2	4	7	1	14
		b	18 027 633	15 032 905	36 773 383	1 663 875	71 497 796
		c	18 027 633	15 032 905	33 957 414	1 663 875	68 681 827
TOTAL PER ML category	a	2	5	9	1	17	
	b	18 027 633	15 821 905	37 110 583	1 663 875	72 623 996	
	c	18 027 633	15 032 905	33 994 614	1 663 875	68 719 027	

		ML 4	ML 8	ML 10	TOTAL per destination	
UKRAINE	Montenegro	a	1	1	1	3
		b	550 000	210 000	1 016 916	1 776 916
		c		210 000	1 016 916	1 226 916
	TOTAL PER ML category	a	1	1	1	3
		b	550 000	210 000	1 016 916	1 776 916
		c		210 000	1 016 916	1 226 916

UNITED ARAB EMIRATES

		ML 1	ML 2	ML 3	ML 4	ML 11	ML 13	ML 22
Bosnia and Herzegovina	a	2	1	2				
	b	435	1 700 000	531 040				
	c	138	1 500 000	408 640				
Montenegro	a			1	1			
	b			807	346 608			
	c			807				
North Macedonia	a				1			
	b							
	c							
Serbia*	a	1	3	4		1	1	
	b	356 735	4 451 021	3 417 915		489 538	11 022	83 818
	c	356 735	4 451 021	3 377 982		71 699	11 022	
TOTAL PER ML category	a	3	4	7	2	1	1	
	b	357 170	6 151 021	3 949 762	346 608	489 538	11 022	83 818
	c	356 873	5 951 021	3 787 429		71 699	11 022	

		TOTAL per destination
Bosnia and Herzegovina	a	5
	b	2 231 475
	c	1 908 778
Montenegro**	a	2
	b	347 415
	c	807
North Macedonia	a	1
	b	
	c	
Serbia*	a	10
	b	8 810 048
	c	8 268 458
TOTAL PER ML category	a	18
	b	11 388 939
	c	10 178 043

UNITED KINGDOM

		ML 1	ML 3	ML 8	ML 10	TOTAL per destination
Bosnia and Herzegovina	a		1			1
	b		1 232			1 232
	c		1 232			1 232
Montenegro	a				1	1
	b				4 185	4 185
	c				4 185	4 185
Serbia	a	3		1		4
	b	35 150		103 950		139 100
	c	35 150		103 950		139 100
TOTAL PER ML category	a	3	1	1	1	6
	b	35 150	1 232	103 950	4 185	144 517
	c	35 150	1 232	103 950	4 185	144 517

UNITED STATES

		ML 1	ML 3	ML 4	ML 8	TOTAL per destination
Bosnia and Herzegovina	a	11	27			38
	b	22 825 510	309 676 176			332 501 686
	c	1 852 124	34 957 337			36 809 461
Montenegro	a	3				3
	b	443 776				443 776
	c	443 776				443 776
North Macedonia	a		1			1
	b		366 960			366 960
	c		366 960			366 960
Serbia*	a	9	14	1	1	25
	b	51 180 982	175 297 392	900 636	969 085	228 348 094
	c	19 099 281	28 412 879	900 636	290 400	48 703 195
TOTAL PER ML category	a	23	42	1	1	67
	b	74 450 268	485 340 528	900 636	969 085	561 660 516
	c	21 395 181	63 737 176	900 636	290 400	86 323 392

UZBEKISTAN

		ML 3	TOTAL per destination
Bosnia and Herzegovina	a	1	1
	b	271	271
	c	271	271
TOTAL PER ML category	a	1	1
	b	271	271
	c	271	271

VIETNAM

		ML 2	ML 4	ML 22	TOTAL per destination
Bosnia and Herzegovina	a	1	1		2
	b	120 305	217 336	115 000	452 641
	c	115 805	214 754	115 000	445 559
Serbia*	a		2		2
	b		5 591 656	874 200	6 465 856
	c		799 319	874 200	1 673 519
TOTAL PER ML category	a	1	3		4
	b	120 305	5 808 992	989 200	6 918 497
	c	115 805	1 014 073	989 200	2 119 078

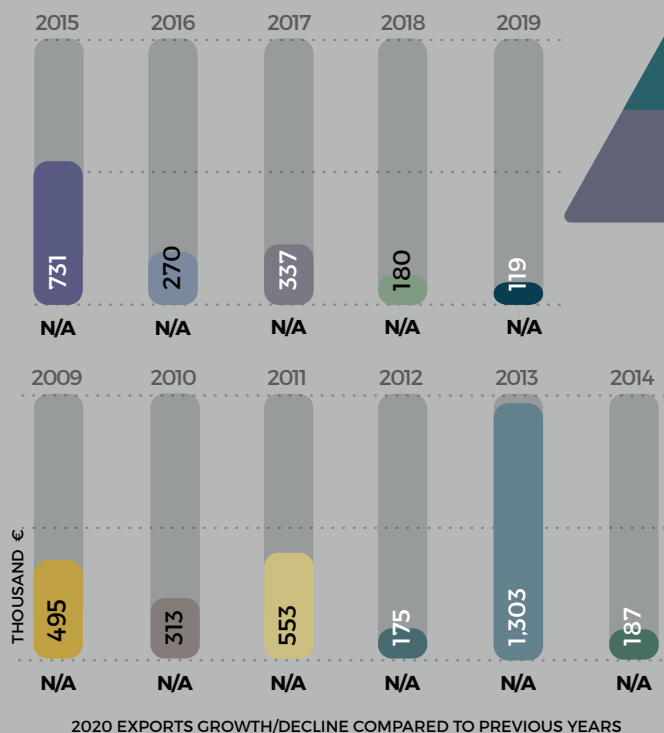


ARMS EXPORTS PER REGION IN 2020

ARMS EXPORTS PER REGION IN 2020

EXPORTS

CENTRAL AMERICA AND THE CARIBBEAN



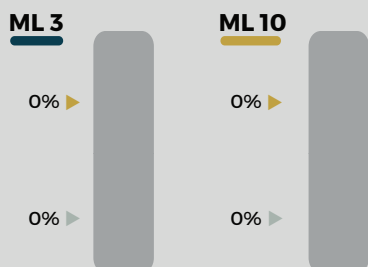
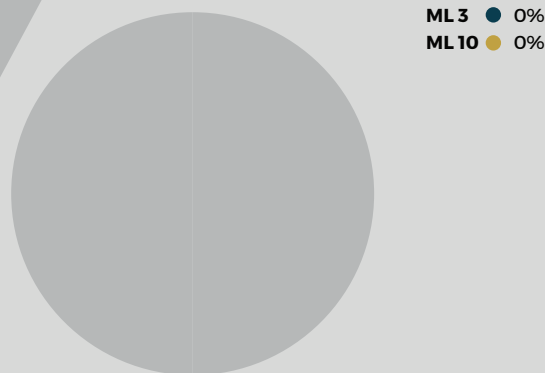
0 €
394,931 € - VALUE OF LICENSES ISSUED

0%
OF LICENSES ISSUED WAS USED

↑ 3

LICENSES ISSUED FOR CENTRAL AMERICA AND THE CARIBBEAN

EXPORTS STRUCTURE PER ML



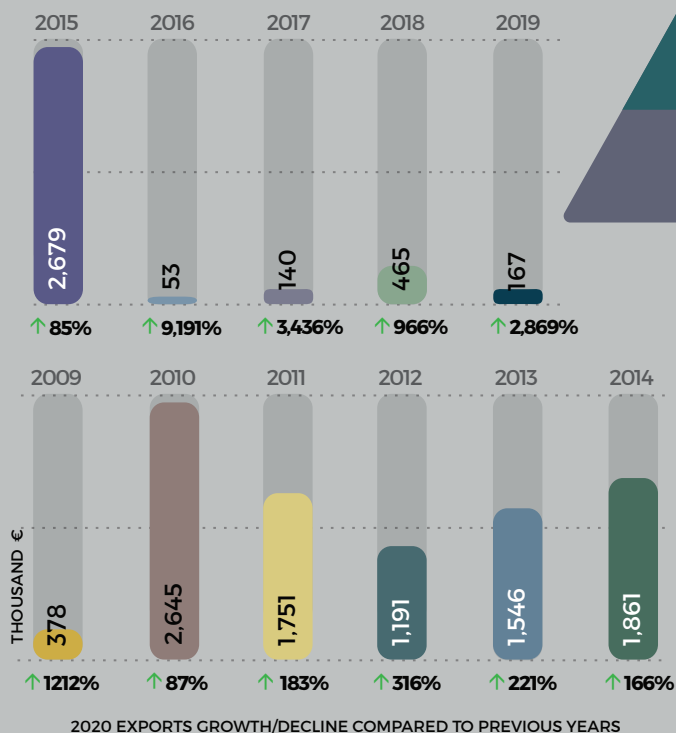
CENTRAL AMERICA AND THE CARIBBEAN

	ML 3	ML 10	TOTAL per destination
Bosnia and Herzegovina	a	1	1
	b	192 901	192 901
	c	0	0
Montenegro	a	2	2
	b	202 030	202 030
	c	0	0
TOTAL PER ML category	a	2	3
	b	192 901	394 931
	c	0	0

Key:

- a = number of licences issued
- b = value of licences issued in Euros
- c = value of arms exports in Euro

EXPORTS CENTRAL ASIA



4,957,748 €

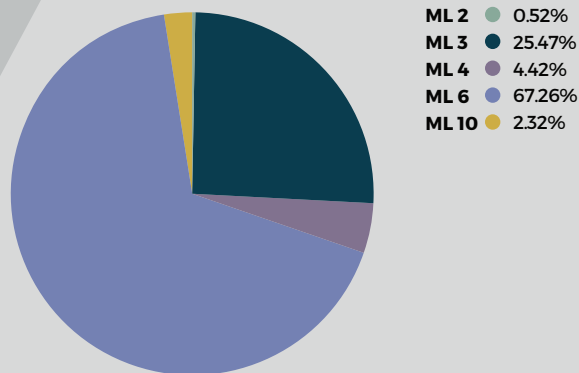
5,884,762 € - VALUE OF LICENSES ISSUED

84.25%
OF LICENSES ISSUED WAS USED

↑ 8


LICENSES
ISSUED FOR
CENTRAL ASIA

EXPORTS STRUCTURE PER ML



Key: ● ALBANIA ● BOSNIA AND HERZEGOVINA ● MONTENEGRO ● NORTH MACEDONIA ● SERBIA

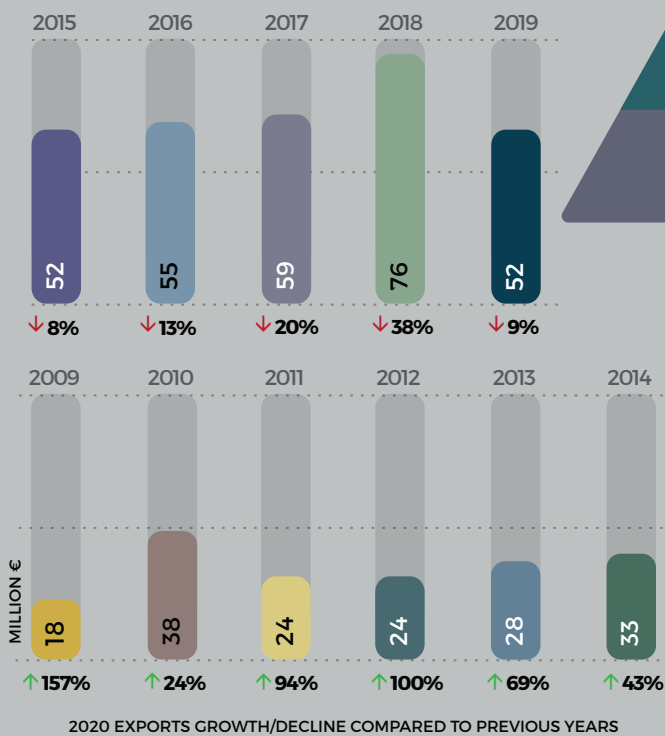
STRUCTURE OF REALIZED EXPORTS



CENTRAL ASIA

		ML 2	ML 3	ML 4	ML 6	ML 10	TOTAL per destination
Bosnia and Herzegovina	a		1				1
	b		271				271
	c		271				271
Montenegro	a					2	2
	b				153 600		153 600
	c				115 200		115 200
Serbia	a	1	2	1	1		5
	b	25 912	2 151 024	219 258	3 334 697		5 730 891
	c	25 912	1 262 410	219 258	3 334 697		4 842 277
TOTAL PER ML category	a	1	3	1	1	2	8
	b	25 912	2 151 295	219 258	3 334 697	153 600	5 884 762
	c	25 912	1 262 681	219 258	3 334 697	115 200	4 957 748

EXPORTS EUROPEAN UNION



47,285,121 €

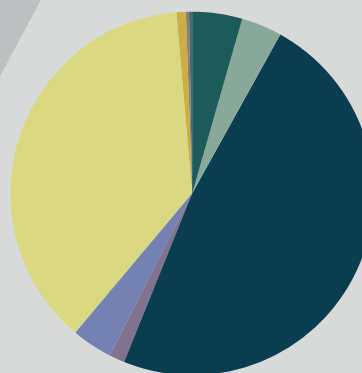
81,234,428 € - VALUE OF LICENSES ISSUED

58.21%
OF LICENSES ISSUED WAS USED

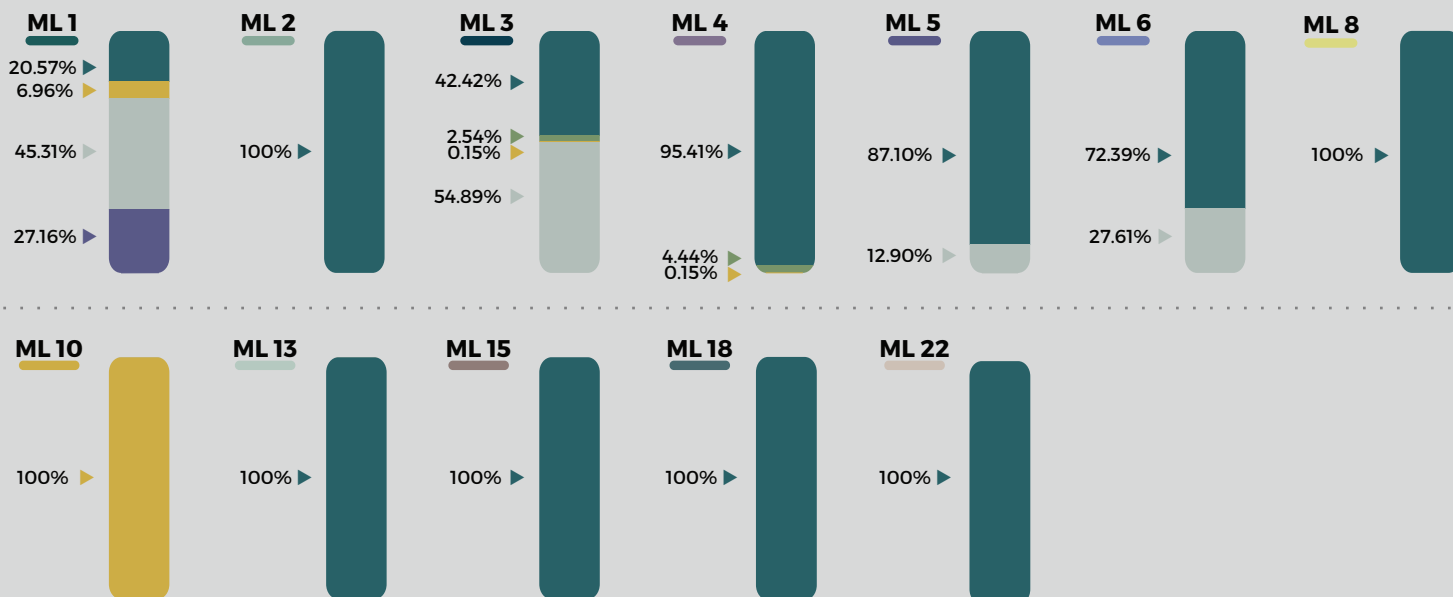
↓ 191

LICENSES
ISSUED FOR
EUROPEAN UNION

EXPORTS STRUCTURE PER ML



- ML 1 4.53%
- ML 2 3.73%
- ML 3 47.89%
- ML 4 1.43%
- ML 5 0.08%
- ML 6 3.58%
- ML 8 37.62%
- ML 10 0.72%
- ML 13 0.03%
- ML 15 0.35%
- ML 18 0.03%
- ML 22 0.01%



Key: ● ALBANIA ● BOSNIA AND HERZEGOVINA ● MONTENEGRO ● NORTH MACEDONIA ● SERBIA

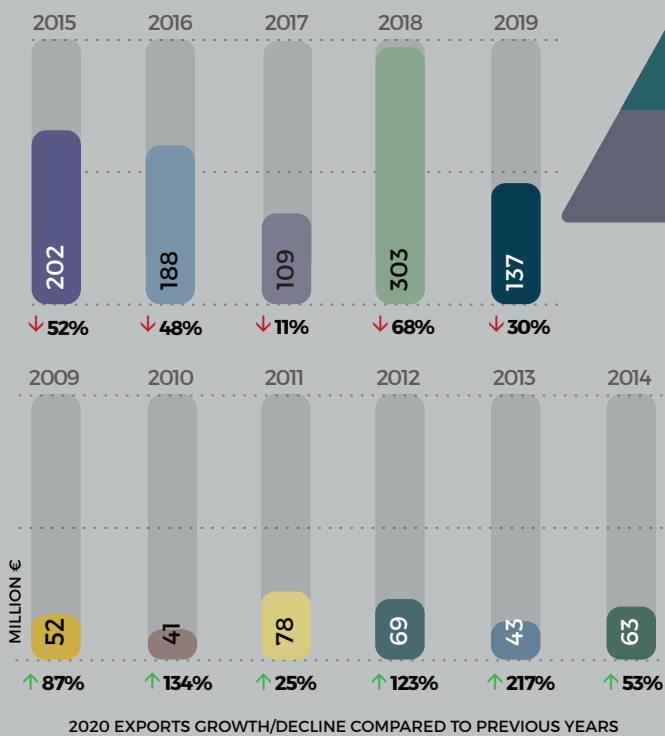
STRUCTURE OF REALIZED EXPORTS



		ML 1	ML 2	ML 3	ML 4	ML 5	ML 6	ML 8
Albania	a	1						
	b	707 290						
	c	581 600						
Bosnia and Herzegovina	a	11	1	69		2	2	
	b	2 259 886	620 500	24 549 394		10 584	467 812	
	c	970 425		12 430 059		5 144	467 812	
Montenegro	a	4		2	1			
	b	1 939 590		34 079	1 013			
	c	148 800		34 079	1 013			
North Macedonia	a			6	1			
	b			575 385	30 100			
	c			575 385	30 100			
Serbia*	a	18		23	4	2	1	30
	b	1 286 844	1 764 960	20 457 549	1 205 176	34 740	1 226 250	23 284 444
	c	441 159	1 764 960	9 604 327	647 240	34 740	1 226 250	17 783 196
TOTAL PER ML category	a	34	1	100	6	4	3	30
	b	6 193 610	2 385 460	45 616 407	1 236 289	45 324	1 694 062	23 284 444
	c	2 141 984	1 764 960	22 643 850	678 353	39 884	1 694 062	17 783 196

		ML 10	ML 11	ML 13	ML 15	ML 18	ML 22	TOTAL per destination
Albania	a							1
	b							707 290
	c							581 600
Bosnia and Herzegovina	a							85
	b							27 908 176
	c							13 873 440
Montenegro**	a	7						14
	b	342 323						2 317 005
	c	342 323						526 215
North Macedonia	a							7
	b							605 485
	c							605 485
Serbia*	a			1	2	2	1	84
	b		240 000	15 600	164 250	12 370	4 290	49 696 473
	c			15 600	164 250	12 370	4 290	31 698 382
TOTAL PER ML category	a	7		1	2	2	1	191
	b	342 323	240 000	15 600	164 250	12 370	4 290	81 234 428
	c	342 323		15 600	164 250	12 370	4 290	47 285 121

EXPORTS MIDDLE EAST



96,732,494 €

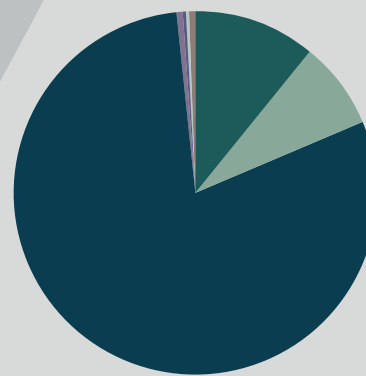
123,438,243 € - VALUE OF LICENSES ISSUED

78.37%
OF LICENSES ISSUED WAS USED

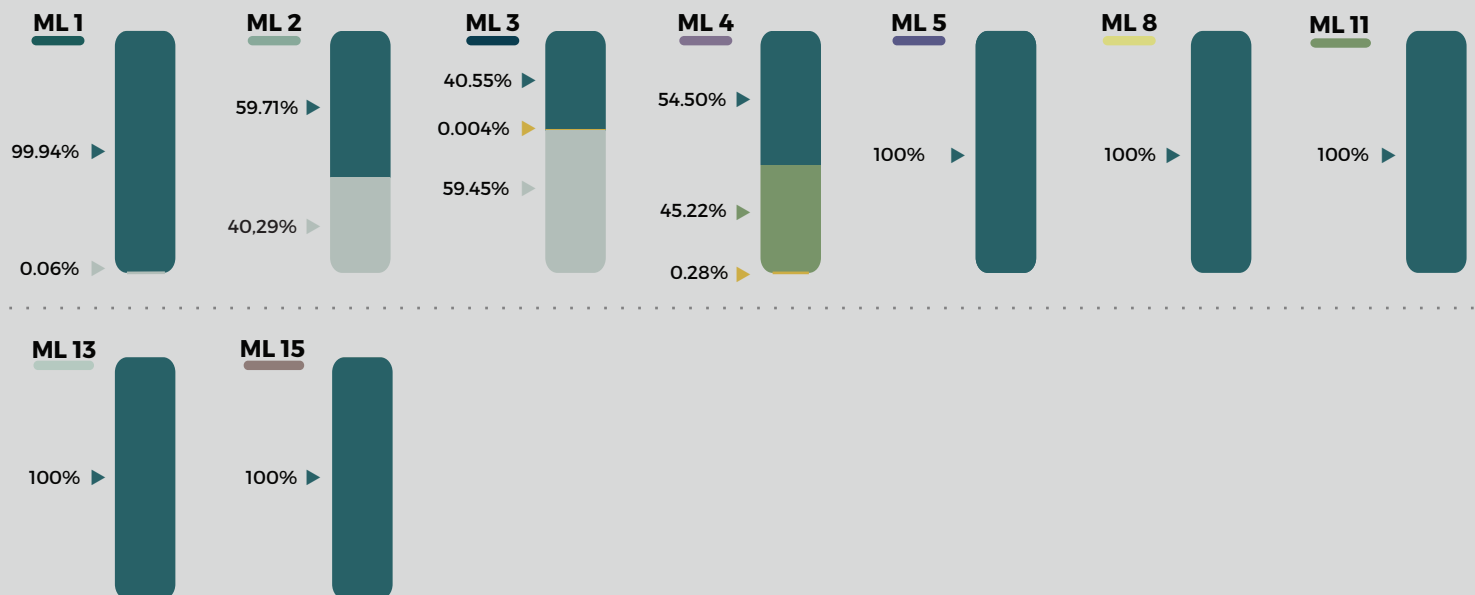
↓ 59

LICENSES
ISSUED FOR
MIDDLE EAST

EXPORTS STRUCTURE PER ML



- ML 1 ● 11%
- ML 2 ● 7.71%
- ML 3 ● 79.63%
- ML 4 ● 0.71%
- ML 5 ● 0.17%
- ML 8 ● 0.07%
- ML 11 ● 0.07%
- ML 13 ● 0.29%
- ML 15 ● 0.35%



Key: ● ALBANIA ● BOSNIA AND HERZEGOVINA ● MONTENEGRO ● NORTH MACEDONIA ● SERBIA

STRUCTURE OF REALIZED EXPORTS

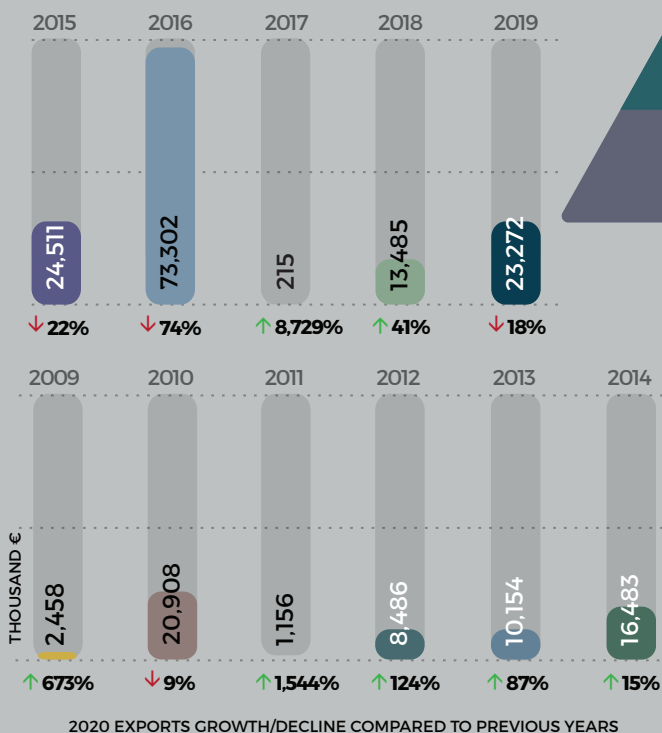
50.45% ▼ 0.002% ▼ 0.32% ▼ 49.23% ▼



		ML 1	ML 2	ML 3	ML 4	ML 5	ML 8	ML 11
Bosnia and Herzegovina	a	5	2	20		1		
	b	6 275	3 202 800	53 336 239		1 163		
	c	5 978	3 002 800	45 790 870				
Montenegro	a			1	2			
	b			807	348 492			
	c			807	1 884			
North Macedonia	a				2			
	b				309 675			
	c				309 675			
Serbia*	a	4	3	9	4	1	1	1
	b	19 664 053	4 451 021	35 876 873	4 814 211	161 063	68 425	489 538
	c	10 635 955	4 451 021	31 235 318	373 209	161 063	68 425	71 699
TOTAL PER ML category	a	9	5	30	8	2	1	1
	b	19 670 328	7 653 821	89 213 919	5 472 378	162 226	68 425	489 538
	c	10 641 933	7 453 821	77 026 996	684 768	161 063	68 425	71 699

		ML 13	ML 15	ML 22	TOTAL per destination
Bosnia and Herzegovina	a				28
	b				56 546 477
	c				48 799 648
Montenegro	a				3
	b				349 299
	c				2 691
North Macedonia	a				2
	b				309 675
	c				309 675
Serbia*	a	2	1		26
	b	287 022	336 768	83 818	66 232 791
	c	287 022	336 768		47 620 479
TOTAL PER ML category	a	2	1		59
	b	287 022	336 768	83 818	123 438 243
	c	287 022	336 768		96 732 494

EXPORTS NORTH AFRICA



19,003,049 €

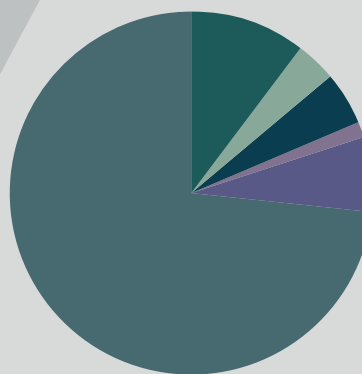
27,766,124 € - VALUE OF LICENSES ISSUED

68.44%
OF LICENSES ISSUED WAS USED

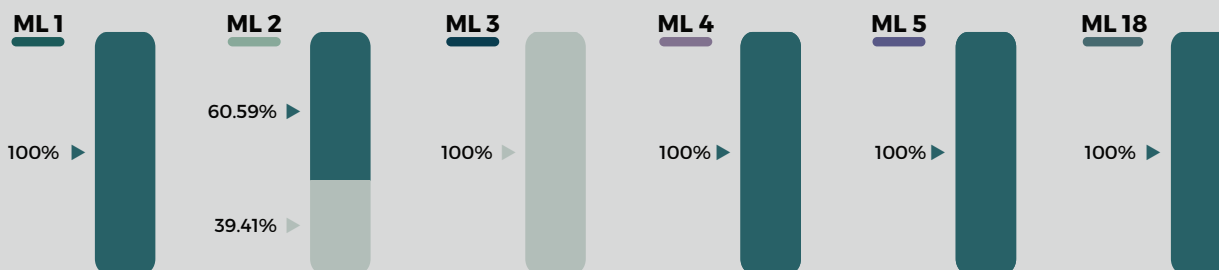
↓ 12

LICENSES
ISSUED FOR
NORTH AFRICA

EXPORTS STRUCTURE PER ML



- ML 1 10.50%
- ML 2 3.55%
- ML 3 4.83%
- ML 4 1.12%
- ML 5 6.92%
- ML 18 73.08%



Key: ● ALBANIA ● BOSNIA AND HERZEGOVINA ● MONTENEGRO ● NORTH MACEDONIA ● SERBIA

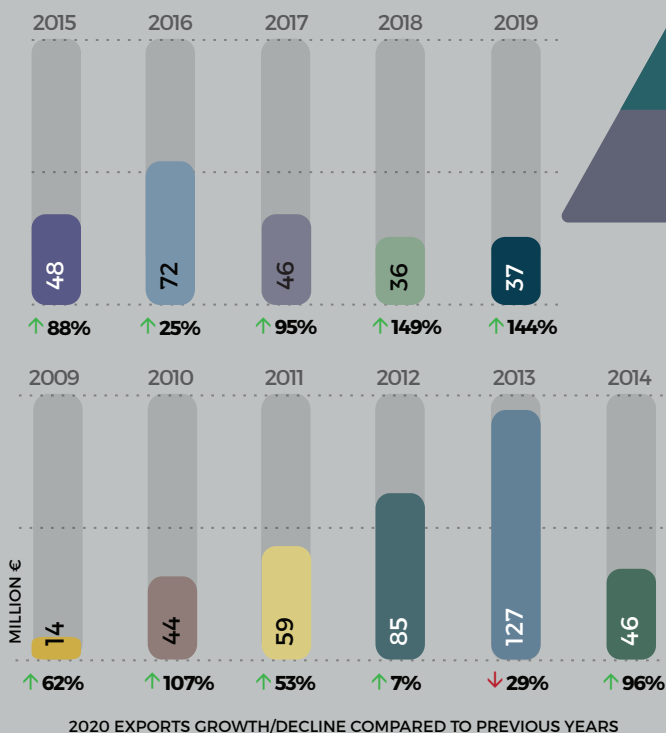
STRUCTURE OF REALIZED EXPORTS

6.23% ▼ 93.77% ▼

		ML 1	ML 2	ML 3	ML 4	ML 5	ML 18
Bosnia and Herzegovina	a		1	3			
	b		266 000	1 117 680			
	c		266 000	917 280			
Serbia*	a	2	1			1	3
	b	1 995 578	409 000		212 976	1 421 272	16 340 036
	c	1 995 578	409 000		212 976	1 314 740	13 887 476
TOTAL PER ML category	a	2	2	3		1	3
	b	1 995 578	675 000	1 117 680	212 976	1 421 272	16 340 036
	c	1 995 578	675 000	917 280	212 976	1 314 740	13 887 476

		ML 22	TOTAL per destination
Bosnia and Herzegovina	a		4
	b		1 383 680
	c		1 183 280
Serbia*	a	1	8
	b	6 003 582	26 382 444
	c		17 819 769
TOTAL PER ML category	a	1	12
	b	6 003 582	27 766 124
	c		19 003 049

EXPORTS NORTH AMERICA



90,300,771 €

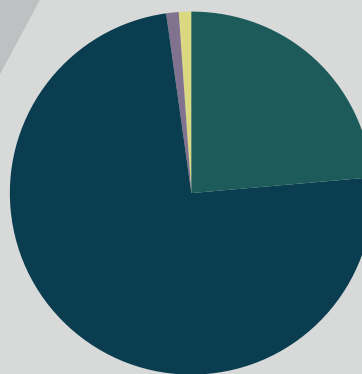
566,455,320 € - VALUE OF LICENSES ISSUED

15.94%
OF LICENSES ISSUED WAS USED

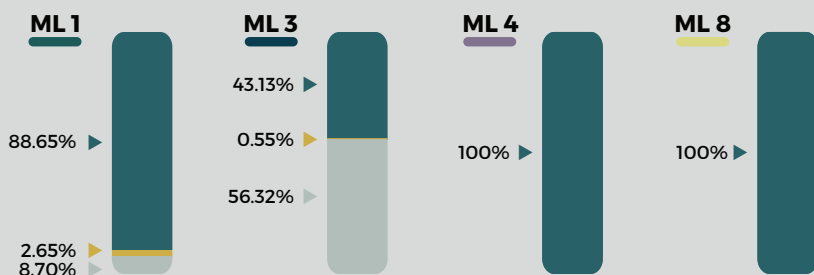
↑ 78

LICENSES
ISSUED FOR
NORTH AMERICA

EXPORTS STRUCTURE PER ML



ML 1 23.86%
ML 3 74.06%
ML 4 1%
ML 8 1.08%



Key: ● ALBANIA ● BOSNIA AND HERZEGOVINA ● MONTENEGRO ● NORTH MACEDONIA ● SERBIA

STRUCTURE OF REALIZED EXPORTS

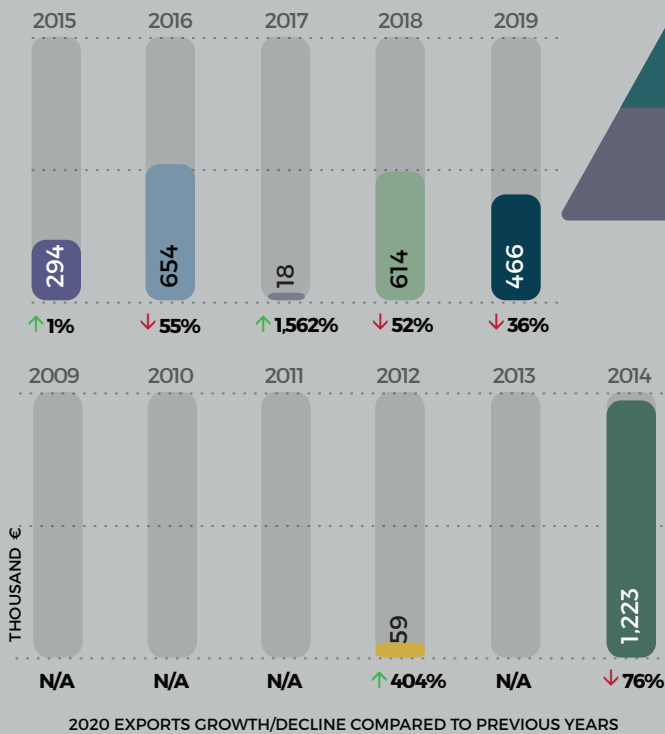
43.79% ▼ 0.63% ▼ 0.41% 55.17% ▼



NORTH AMERICA

		ML 1	ML 3	ML 4	ML 8	TOTAL per destination
Bosnia and Herzegovina	a	12	32			44
	b	22 849 210	313 202 728			336 051 938
	c	1 875 824	37 666 549			39 542 373
Montenegro	a	4				4
	b	571 276				571 276
	c	571 276				571 276
North Macedonia	a		1			1
	b		366 960			366 960
	c		366 960			366 960
Serbia*	a	10	16	1	2	29
	b	51 181 896	175 726 530	900 636	1 656 085	229 465 146
	c	19 100 195	28 841 932	900 636	977 400	49 820 163
TOTAL PER ML category	a	26	49	1	2	78
	b	74 602 382	489 296 218	900 636	1 656 085	566 455 320
	c	21 547 295	66 875 441	900 636	977 400	90 300 771

EXPORTS NORTH EAST ASIA



296,336 €

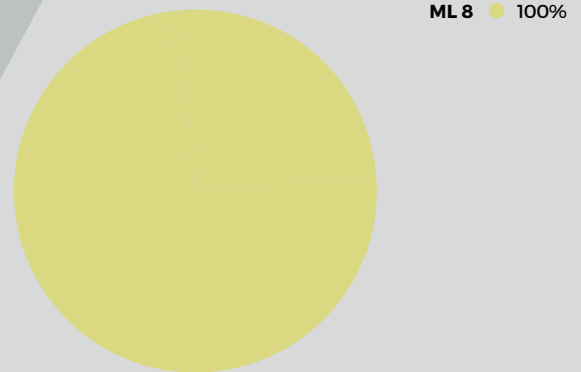
653,687 € - VALUE OF LICENSES ISSUED

45.33%
OF LICENSES ISSUED WAS USED

↑ 4

LICENSES
ISSUED FOR
NORTH EAST ASIA

EXPORTS STRUCTURE PER ML



NORTH EAST ASIA

	ML 4	ML 8	ML 10	TOTAL per destination
Montenegro	a	1		1
	b	586 826		586 826
	c	296 336		296 336
Serbia*	a	2	1	3
	b	16 861	50 000	66 861
	c			
TOTAL PER ML category	a	2	1	4
	b	16 861	586 826	653 687
	c	296 336		296 336


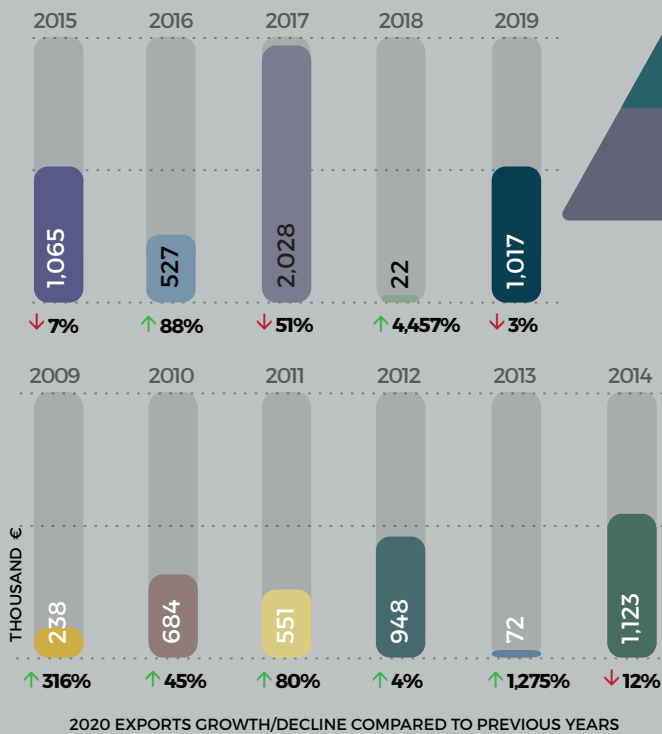
Key:
a = number of licences issued
b = value of licences issued in Euros
c = value of arms exports in Euro

Key: ● ALBANIA ● BOSNIA AND HERZEGOVINA ● MONTENEGRO ● NORTH MACEDONIA ● SERBIA

STRUCTURE OF REALIZED EXPORTS

100% ▼

EXPORTS OCEANIA



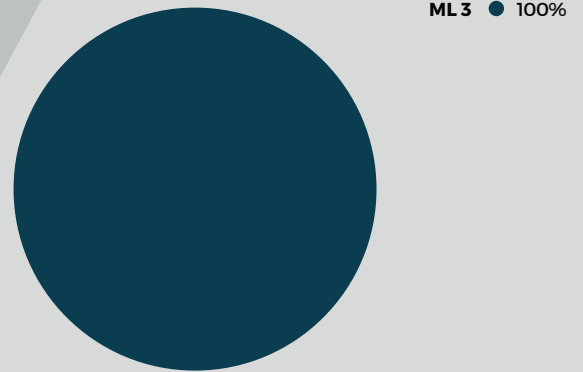
Key:
a = number of licences issued
b = value of licences issued in Euros
c = value of arms exports in Euro

988,460 €
999,680 € - VALUE OF LICENSES ISSUED

98.88%
OF LICENSES ISSUED WAS USED

↓ 3
LICENSES ISSUED FOR OCEANIA

EXPORTS STRUCTURE PER ML



OCEANIA

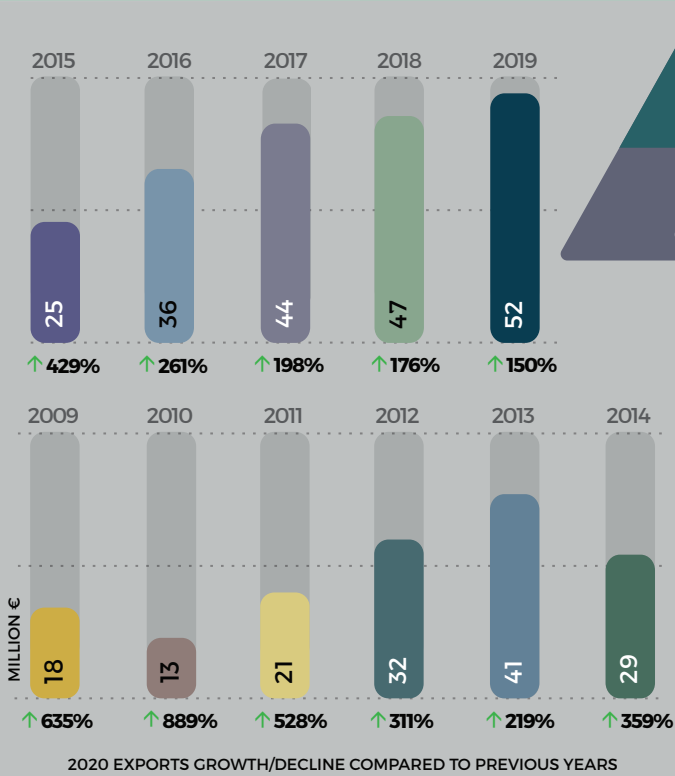
	ML 2	ML 3	TOTAL per destination
Bosnia and Herzegovina	a	1	1
	b	2 860	2 860
	c		
Serbia	a	2	2
	b	996 820	996 820
	c	988 460	988 460
TOTAL PER ML category	a	1	3
	b	2 860	999 680
	c		988 460

Key: ● ALBANIA ● BOSNIA AND HERZEGOVINA ● MONTENEGRO ● NORTH MACEDONIA ● SERBIA

STRUCTURE OF REALIZED EXPORTS

100% ▼

EXPORTS OTHER EUROPEAN COUNTRIES



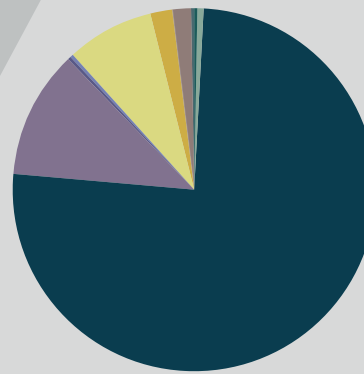
130,912,292 €

261,828,124 € - VALUE OF LICENSES ISSUED

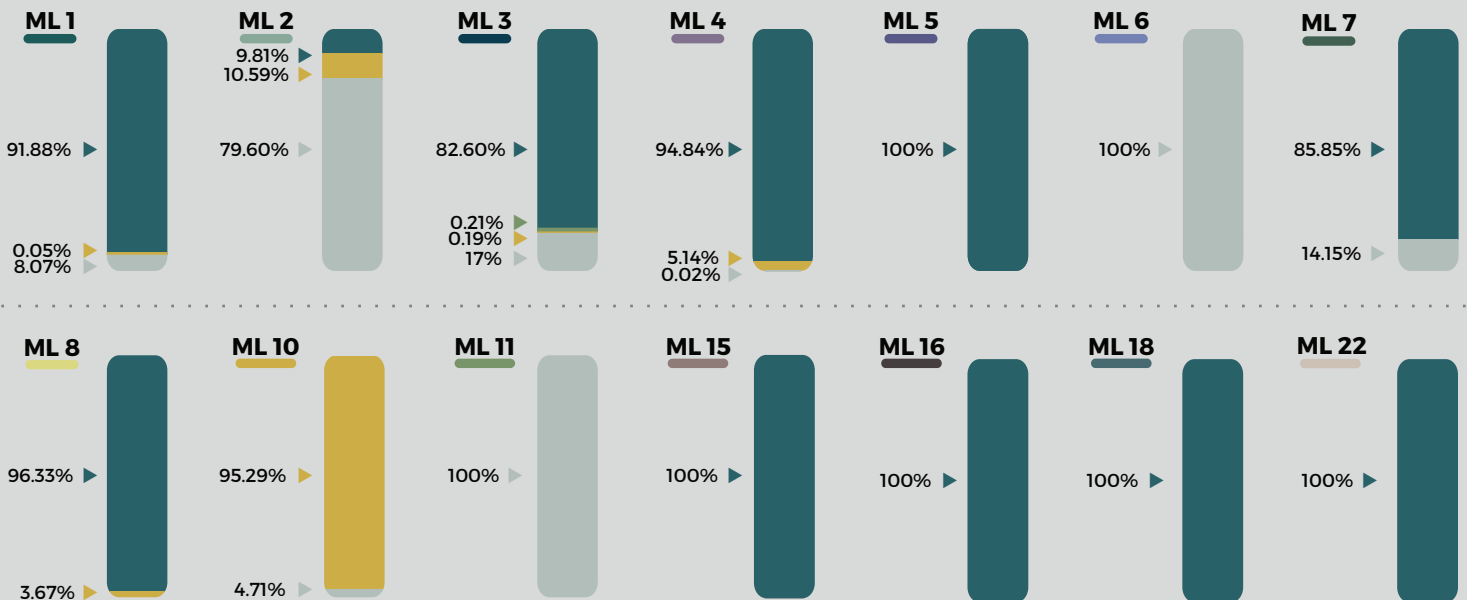
49.99%
OF LICENSES ISSUED WAS USED

↓ 174 LICENSES ISSUED FOR OTHER EUROPEAN COUNTRIES

EXPORTS STRUCTURE PER ML

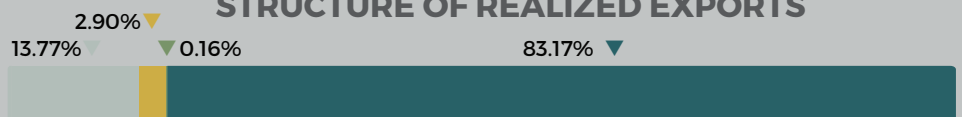


- ML 1 0.29%
- ML 2 0.64%
- ML 3 75.69%
- ML 4 11.27%
- ML 5 0.13%
- ML 6 0.27%
- ML 7 0.06%
- ML 8 7.97%
- ML 10 1.91%
- ML 11 0.003%
- ML 15 1.67%
- ML 16 0.002%
- ML 18 0.03%
- ML 22 0.07%



Key: ALBANIA BOSNIA AND HERZEGOVINA MONTENEGRO NORTH MACEDONIA SERBIA

STRUCTURE OF REALIZED EXPORTS

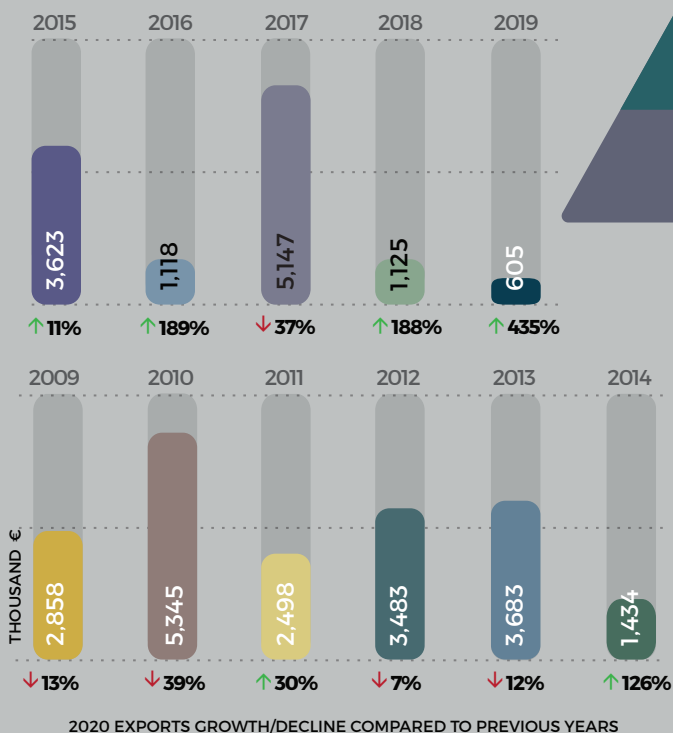


OTHER EUROPEAN DESTINATIONS

		ML 1	ML 2	ML 3	ML 4	ML 5	ML 6	ML 7	ML 8
Bosnia and Herzegovina	a	2	10	56	1	2	3	2	
	b	332 850	1 143 107	46 541 661	9 090	27 258	573 043	25 584	
	c	30 321	667 017	16 846 072	2 727		346 953	10 584	
Montenegro	a	1	2	1	6				5
	b	184	88 723	187 100	1 308 235				382 716
	c	184	88 723	187 100	758 235				382 716
North Macedonia	a			8					
	b			210 852					
	c			210 852					
Serbia*	a	13	2	18	13	1		1	14
	b	431 840	96 600	149 575 051	41 234 559	180 000		64 200	13 095 483
	c	345 058	82 175	81 851 069	13 992 784	180 000		64 200	10 049 732
TOTAL PER ML category	a	16	14	83	20	3	3	3	19
	b	764 874	1 328 430	196 514 664	42 551 884	207 258	573 043	89 784	13 478 199
	c	375 563	837 915	99 095 093	14 753 746	180 000	346 953	74 784	10 432 448

		ML 10	ML 11	ML 15	ML 16	ML 18	ML 22	TOTAL per destination
Bosnia and Herzegovina	a	2	1					79
	b	133 010	3 975					48 789 578
	c	117 710	3 975					18 025 359
Montenegro	a	4						19
	b	3 661 146						5 628 104
	c	2 381 406						3 798 364
North Macedonia	a							8
	b							210 852
	c							210 852
Serbia*	a			3	1	1	1	68
	b			2 182 367	188 950	56 750	93 790	207 199 590
	c			2 182 367	2 456	34 700	93 176	108 877 717
TOTAL PER ML category	a	6	1	3	1	1	1	174
	b	3 794 156	3 975	2 182 367	188 950	56 750	93 790	261 828 124
	c	2 499 116	3 975	2 182 367	2 456	34 700	93 176	130 912 292

EXPORTS SOUTH AMERICA



3,236,207 €

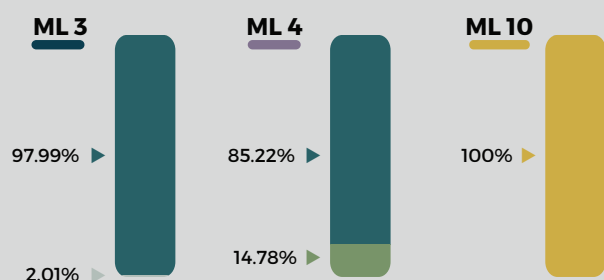
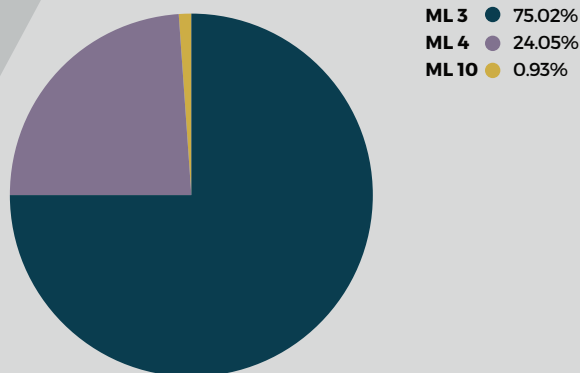
3,819,996 € - VALUE OF LICENSES ISSUED

84.72%
OF LICENSES ISSUED WAS USED

↑ 15

LICENSES
ISSUED FOR
SOUTH AMERICA

EXPORTS STRUCTURE PER ML



Key: ● ALBANIA ● BOSNIA AND HERZEGOVINA ● MONTENEGRO ● NORTH MACEDONIA ● SERBIA

STRUCTURE OF REALIZED EXPORTS

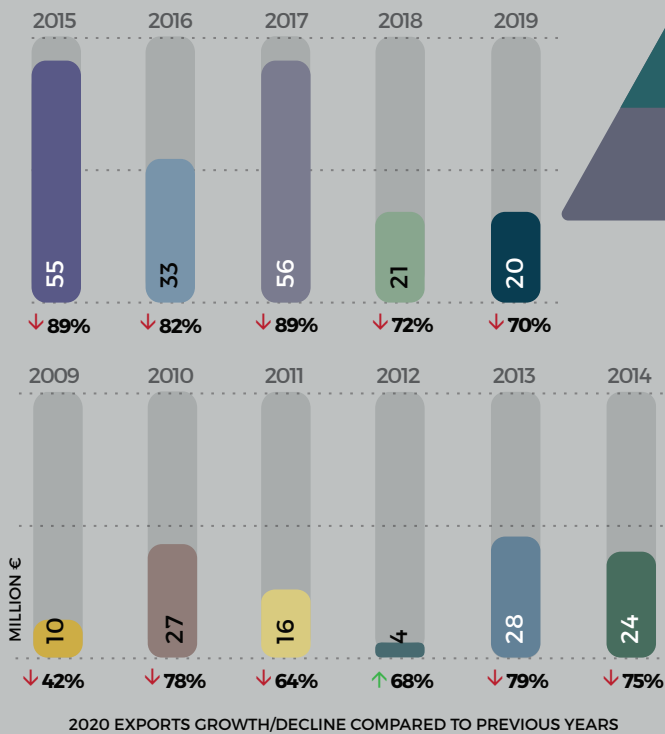
▼ 0.93%
▼ 3.55%
▼ 1.51%
▼ 94.01%



SOUTH AMERICA

		ML 1	ML 3	ML 4	ML 10	TOTAL per destination
Bosnia and Herzegovina	a		1			1
	b		48 726			48 726
	c		48 726			48 726
Montenegro	a				3	3
	b				30 088	30 088
	c				30 088	30 088
North Macedonia	a			1		1
	b			115 000		115 000
	c			115 000		115 000
Serbia*	a	1	6	3		10
	b	37 715	2 925 172	663 296		3 626 182
	c		2 379 097	663 296		3 042 393
TOTAL PER ML category	a	1	7	4	3	15
	b	37 715	2 973 898	778 296	30 088	3 819 996
	c		2 427 823	778 296	30 088	3 236 207

EXPORTS SOUTH ASIA



5,965,410 €

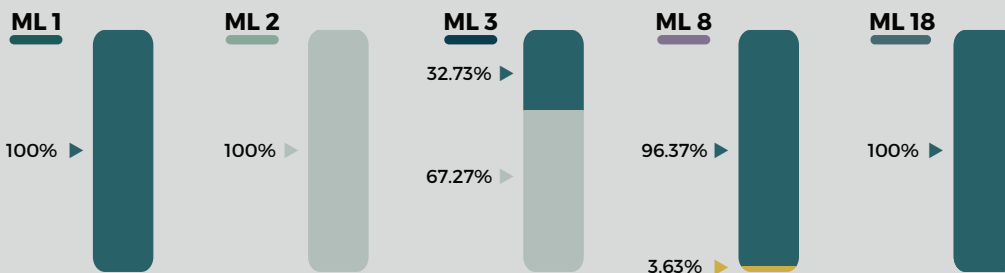
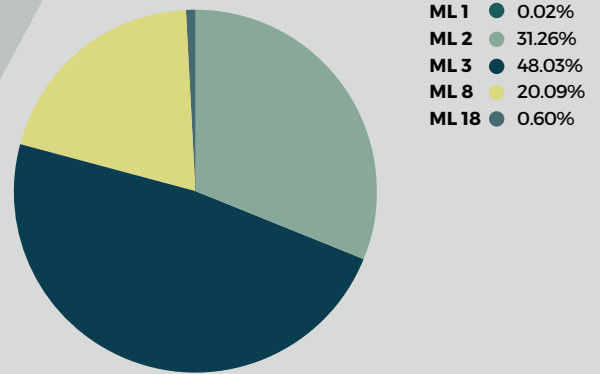
23,353,065 € - VALUE OF LICENSES ISSUED

25.54%
OF LICENSES ISSUED WAS USED

↓ 14

LICENSES ISSUED FOR SOUTH ASIA

EXPORTS STRUCTURE PER ML



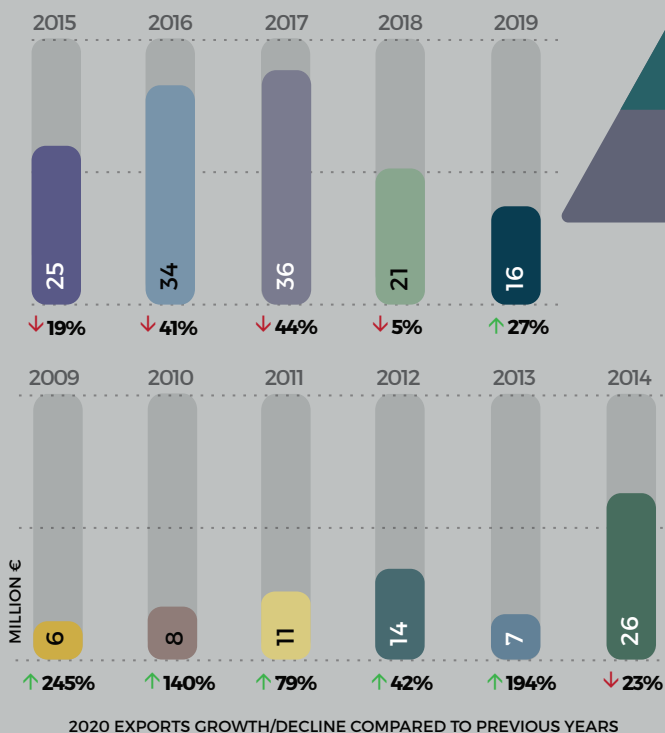
Key: ● ALBANIA ● BOSNIA AND HERZEGOVINA ● MONTENEGRO ● NORTH MACEDONIA ● SERBIA

STRUCTURE OF REALIZED EXPORTS



		ML 1	ML 2	ML 3	ML 5	ML 8	ML 18	TOTAL per destination
Bosnia and Herzegovina	a		1	4	2		1	8
	b		6 077 188	7 290 739	729 933			14 097 860
	c		1 864 542	1 927 207				3 791 749
Montenegro	a					1		1
	b					43 538		43 538
	c					43 538		43 538
Serbia	a	1	1	1		1	1	5
	b	1 438	6 945 794	1 073 460		1 155 026	35 950	9 211 667
	c	1 438		937 710		1 155 026	35 950	2 130 123
TOTAL PER ML category	a	1	2	5	2	2	2	14
	b	1 438	13 022 982	8 364 199	729 933	1 198 564	35 950	23 353 065
	c	1 438	1 864 542	2 864 917		1 198 564	35 950	5 965 410

EXPORTS SOUTH EAST ASIA



20,000,693 €

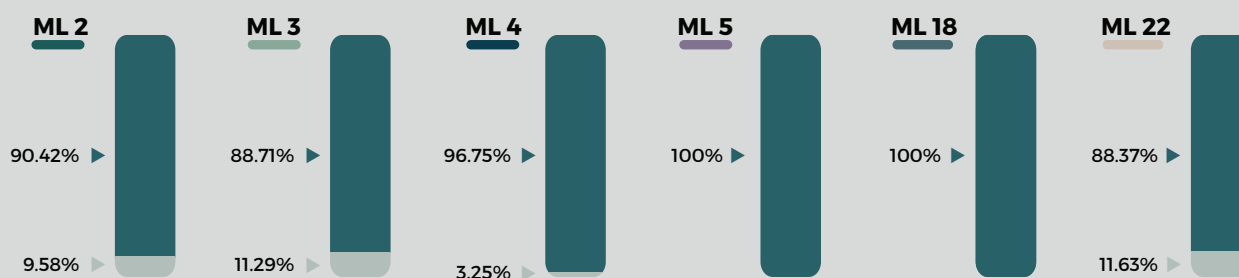
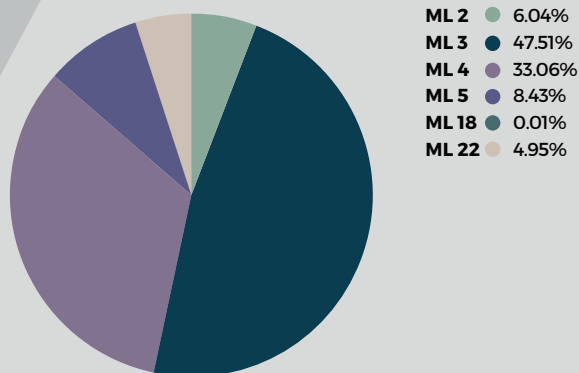
32,022,256 € - VALUE OF LICENSES ISSUED

62.46%
OF LICENSES ISSUED WAS USED

↑ 43


LICENSES
ISSUED FOR
SOUTH EAST ASIA

EXPORTS STRUCTURE PER ML



Key: ● ALBANIA ● BOSNIA AND HERZEGOVINA ● MONTENEGRO ● NORTH MACEDONIA ● SERBIA

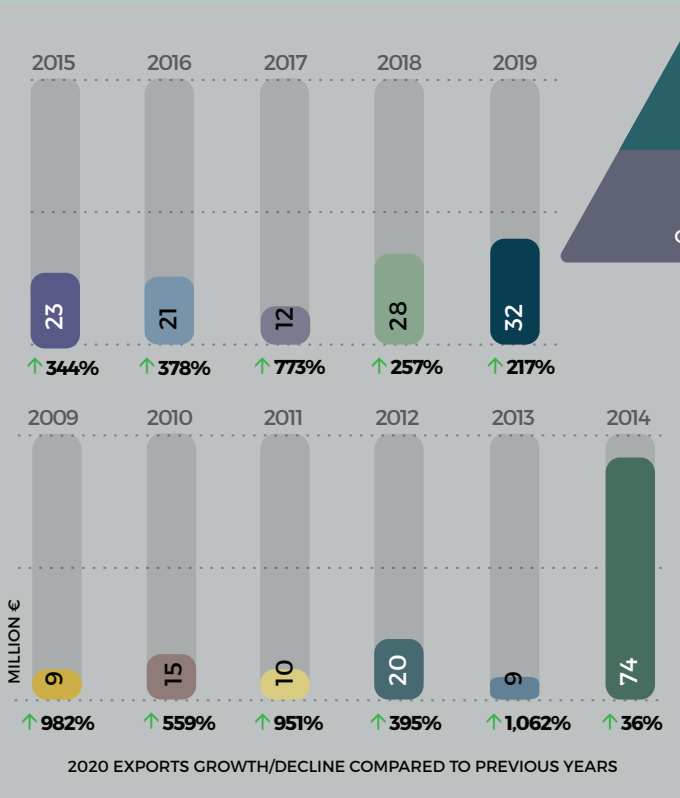
STRUCTURE OF REALIZED EXPORTS



		ML 1	ML 2	ML 3	ML 4	ML 5	ML 10
Bosnia and Herzegovina	a	1	1	9	1		
	b	1 110 000	120 305	1 323 411	217 336		
	c		115 805	1 072 716	214 754		
Montenegro	a						2
	b						252 497
	c						
Serbia	a		3	15	7	2	1
	b		1 092 561	11 950 998	12 002 929	1 687 500	214 580
	c		1 092 561	8 429 972	6 397 245	1 687 500	
TOTAL PER ML category	a	1	4	24	8	2	3
	b	1 110 000	1 212 866	13 274 409	12 220 265	1 687 500	467 077
	c		1 208 366	9 502 688	6 611 999	1 687 500	

		ML 18	ML 22	TOTAL per destination
Bosnia and Herzegovina	a			12
	b		115 000	2 886 052
	c		115 000	1 518 275
Montenegro	a			2
	b			252 497
	c			
Serbia	a		1	29
	b	940	1 934 200	28 883 707
	c	940	874 200	18 482 418
TOTAL PER ML category	a		1	43
	b	940	2 049 200	32 022 256
	c	940	989 200	20 000 693

EXPORTS SUB-SAHARAN AFRICA



100,464,535 €

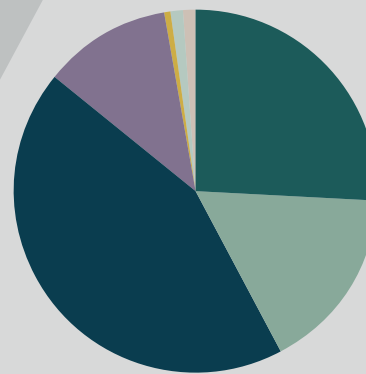
113,781,337 € - VALUE OF LICENSES ISSUED

88.30%
OF LICENSES ISSUED WAS USED

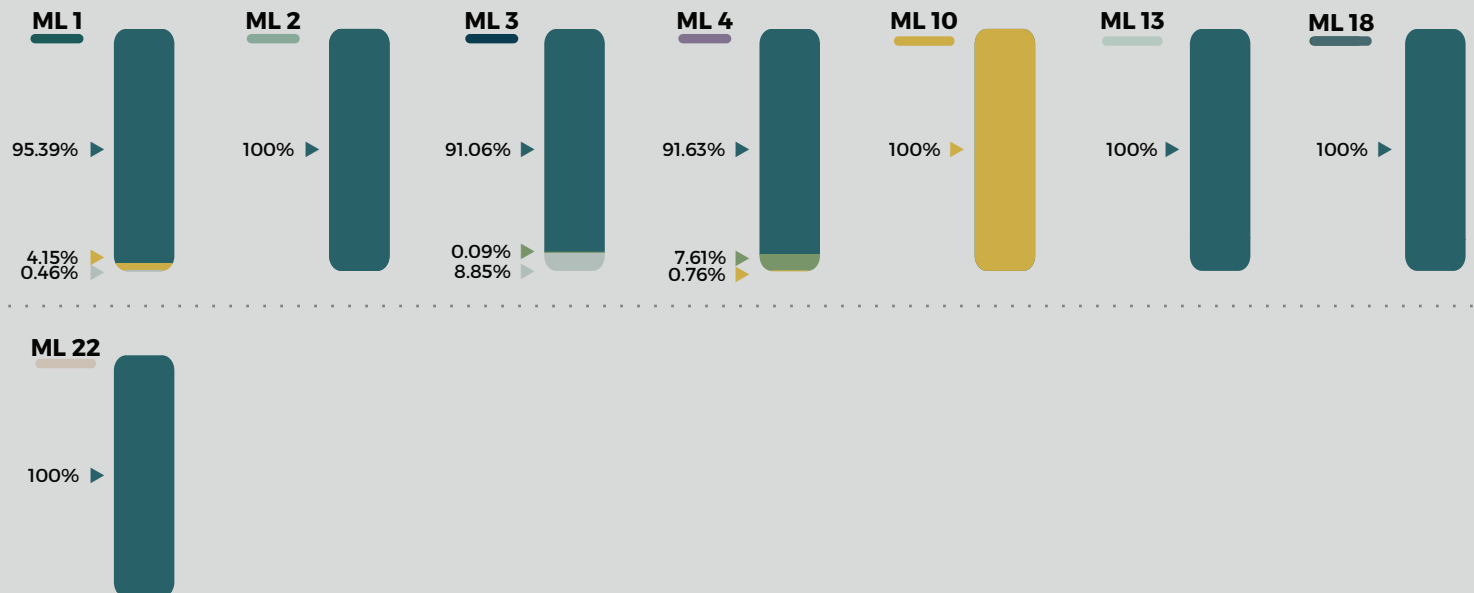
↑ 61

LICENSES ISSUED
FOR SUB-SAHARAN
AFRICA

EXPORTS STRUCTURE PER ML




- ML 1 26.04%
- ML 2 16.43%
- ML 3 43.47%
- ML 4 11.48%
- ML 10 0.56%
- ML 13 0.93%
- ML 18 0.03%
- ML 22 1.06%



Key: ● ALBANIA ● BOSNIA AND HERZEGOVINA ● MONTENEGRO ● NORTH MACEDONIA ● SERBIA

STRUCTURE OF REALIZED EXPORTS

▼ 1.72%
▼ 3.97%
▼ 0.91%
▼ 93.40%



		ML 1	ML 2	ML 3	ML 4	ML 8	ML 10	ML 13
Bosnia and Herzegovina	a	2	1	8				
	b	141 734	789 000	7 348 688				
	c	121 501		3 866 808				
Montenegro	a	3			1		2	
	b	1 258 929			87 513		578 700	
	c	1 084 338			87 513		557 594	
North Macedonia	a			1	1			
	b			37 200	877 972			
	c			37 200	877 972			
Serbia*	a	11	6	16	5	1		1
	b	30 142 202	16 974 492	42 802 665	10 567 032	3 000		938 400
	c	24 961 279	16 503 342	39 771 496	10 567 032			938 400
TOTAL PER ML category	a	16	7	25	7	1	2	1
	b	31 542 865	17 763 492	50 188 553	11 532 517	3 000	578 700	938 400
	c	26 167 118	16 503 342	43 675 504	11 532 517		557 594	938 400

		ML 18	ML 22	TOTAL per destination
Bosnia and Herzegovina	a			11
	b			8 279 422
	c			3 988 309
Montenegro	a			6
	b			1 925 142
	c			1 729 445
North Macedonia	a			2
	b			915 172
	c			915 172
Serbia*	a	1	1	42
	b	29 600	1 204 211	102 661 601
	c	29 600	1 060 461	93 831 609
TOTAL PER ML category	a	1	1	61
	b	29 600	1 204 211	113 781 337
	c	29 600	1 060 461	100 464 535

3 TABLE SHOWING EXPORTS TO UNITED NATIONS-MANDATED OR OTHER INTERNATIONAL MISSIONS IN 2020

Exporting State	United Nations-Mandated or Other International Missions	Description of Goods
Serbia	GOLDEN FLEECE 20 (Greece)	<ul style="list-style-type: none"> • Ammunition and fuzes • Smooth-bore weapons with a calibre of less than 20 mm, other arms and automatic weapons with a calibre of 12.7 mm (calibre 0.50 inches)
	MINUSCA (Central African Republic)	<ul style="list-style-type: none"> • Ammunition and fuzes
	UAE SWAT CHALLENGE 2020 (United Arab Emirates)	<ul style="list-style-type: none"> • Ammunition and fuzes
	UNIFIL/2020 (Lebanon)	<ul style="list-style-type: none"> • Ammunition and fuzes • Electronic equipment • Fire control and related alerting and warning equipment

4 INFORMATION ON NATIONAL LEGISLATION RELEVANT TO ARMS EXPORT CONTROL

State	National Legislation	EU Code of Conduct/ EU Common Position	Brokering Provisions
Albania	<p>Law No. 46/2018 dated on 23.07.2018 "On state, international transfer control of military goods and dual-use items and technologies".</p> <p>Law No. 6/2014 dated 30.1.2014 "On the ratification of Arms Trade Treaty".</p> <p>Law No. 74/2014 "On Firearms".</p> <p>Decision of the Council of Ministers No. 91 dated on 26.02.2019 "For the approval of the updated dual use goods and technologies list and military items, object of the state control for international transfers", which fully transpose the list of dual-use goods determined by Annex I of "Commission Delegated Regulation (EU) 2017/2268 of 26 September 2017 amending Council Regulation (EC) No. 428/2009 setting up a Community regime for the control of exports, transfer, brokering and transit of dual-use items" and Council Common decision 2008/944/CFSP of 8 December 2008 defining common rules governing control of exports of military technology and equipment.</p> <p>Decision of the Council of Ministers No. 31 of 22.01.2020 "On organization, functioning and status of State Export Control Authority, the procedure on sharing information and gathering opinions with other Institutions involved in international transfer of controlled goods, and the procedures defining the issues of state guarantees and controls".</p> <p>Decision no. 658, dated 29.7.2015 "For determining procedures for the granting of licenses for manufacture, disability and repair of weapons".</p> <p>Decision of the Council of Ministers No. 604, dated August 28, 2003 "On the Approval, in Principle, of the EU Code of Conduct on Arms Exports".</p> <p>DCM no. 33, dated 22.01.2020 "On the approval of the National Strategy on Nonproliferation of Weapons of Mass Destructions (WMD) and its Action Plan".</p>	<p>Article 12 of the law No. 46/2018 dated on 23.07.2018 "On state, international transfer control of military goods and dual-use items and technologies", incorporate the risk assessment criterias of the EU Council Common decision 2008/944/CFSP of 8 December 2008.</p> <p>Alignment with the Council's Common Position 2008/944/CFSP.</p> <p>Decision of the Council of Ministers No. 604, dated August 28, 2003 "On the Approval, in Principle, of the EU Code of Conduct on Arms Exports".</p>	<p>Brokering Definition in article 2 of the law No. 46/2018 dated on 23.07.2018 "On state, international transfer control of military goods and dual-use items and technologies".</p> <p>Broker shall mean any citizen of Albania wherever located, or, any person or entity physically located within the territory of Albania who performs brokering activities'.</p> <p>Brokering activities shall mean:</p> <p>a) Negotiating or arranging transactions that may involve the transfer of controlled items from a third country to any other third country; or</p> <p>b) Who buy, sell or arrange the transfer of such items that are located in a third country to any other third country.</p> <p>Auxiliary services shall not be considered brokers' services.</p> <p>Auxiliary services include transportation, financial services, insurance or reinsurance, and advertising or promotion.</p>

State	National Legislation	EU Code of Conduct/ EU Common Position	Brokering Provisions
Bosnia and Herzegovina	<p>Law on control of foreign trade in weapons, military equipment and special-use goods ("Official Gazette of BiH" No. 53/16).</p> <p>Book of rules on keeping the register of operators of foreign trade in weapons, military equipment and special-use goods ("Official Gazette of BiH" No. 68/17).</p> <p>Book of rules on the design and contents of documents for foreign trade in weapons, military equipment and special-use goods ("Official Gazette of BiH" No. 68/17).</p> <p>Instruction on the requirements and procedure for issuing documents for foreign trade in weapons, military equipment and special-use goods ("Official Gazette of BiH" No. 69/17).</p> <p>Guidelines on Conducting Oversight of Legal Entities and Individuals that Have Been Licensed or Registered for the Performance of International Transfers of Goods from the Control Lists ("Official Gazette of BiH" No. 28/10).</p> <p>EU Council Common Position 2008/944/CFSP of 8 December 2008, Defining Common Rules Governing Control of Exports of Military Technology and Equipment ("Official Gazette of BiH" No. 30/10).</p> <p>Common Military List ("Official Gazette of BiH" No. 64/19).</p> <p>List of Dual-Use Goods ("Official Gazette of BiH" No. 64/19).</p> <p>List of Special-Use Goods ("Official Gazette of BiH" No. 25/17).</p>	<p>The Law has been harmonized with the:</p> <p>EU Council Common Position 2008/944/CFSP dated 8.12.2008, Defining Common Rules Governing Control of Exports of Military Technology and Equipment.</p> <p>Common Position 2003/468/CFSP on the Control of Arms Brokering.</p> <p>EU Council Joint Action 2000/401/CFSP Concerning the Control of Technical Assistance Related to Certain Military End-Uses.</p> <p>Standards established by the UN SC Resolution 1540 on the Prevention of Proliferation of Weapons of Mass Destruction.</p>	<p>The Law has been harmonized with the Common Position of the Council of Europe on the Controls of Arms Brokering.</p>

State	National Legislation	EU Code of Conduct/EU Common Position	Brokering Provisions
Montenegro	<p>Law on Foreign Trade in Arms and Military Equipment (“Official Journal of Montenegro”, No. 40/16 from 30 Jun 2016).</p> <p>Decision on establishing National Control List of Weapons and Military Equipment (“Official Journal of Montenegro”, No. 69/18 from 25 October 2018).</p> <p>Rulebook on the Contents and records form of the Foreign Trade of controlled goods (“Official Journal of Montenegro”, No. 60/16 from 23 September 2016).</p> <p>Rulebook forms of applications permits and other documents for the external trade of controlled goods (“Official Journal of Montenegro”, No. 51/16 from 04 August 2016).</p> <p>Rulebook on the Application Form for Registration in the Register of Persons Who Can Perform Foreign Trade in Controlled Goods and the Content and Manner of Keeping the Register (“Official Journal of Montenegro”, No. 51/16 from 04 August 2016).</p>	<p>In May 2008 the Montenegrin Ministry of Interior officially informed the European Commission of its intention to observe all the criteria of the EU Code of Conduct in its procedures of control of exports of weapons, military equipment and dual-use goods.</p> <p>In February 2009 the Ministry of Economic Development officially informed the European Commission that the Republic of Montenegro will observe the Council’s Common Position 2008/944/CFSP.</p> <p>In addition, the criteria of EU Code of Conduct have been incorporated in the Law on Foreign Trade in Arms and Military Equipment (Articles 22, 23 and 24.).</p> <p>Common Position 2003/468/CFSP on the Control of Arms Brokering.</p> <p>EU Council Joint Action 2000/401/CFSP Concerning the Control of Technical Assistance Related to Certain Military End-Uses.</p>	<p>The Law has been harmonized with the Common Position of the Council of Europe on the Controls of Arms Brokering.</p>

State	National Legislation	EU Code of Conduct/EU Common Position	Brokering Provisions
<p>North Macedonia</p>	<p>Law on Weapons („Official Gazette of R. N. Macedonia “No. 7/05, 47/06, 42/07, 86/08, 72/10, 142/10, 158/11, 119/13, 164/13), 152/2015, 193/2015 and 55/2016 and 97/2018.</p> <p>Law on Production and Trade of Weapons and Military Equipment (Official Gazette of R.M., No.54/02, 84/07, 161/09, 145/10, 119/13, 164/13, 41/14, 192/15, and 39/16.</p>	<p>During 2015 amendments were made to the Law on Weapons in order to provide technical and normative precision to the legal provisions and to provide provisions for compliance with the European Directives.</p> <p>For this reason, in this Report we refer to the Regulations already mentioned in the 2014 report:</p> <p>Republic of North Macedonia unilaterally adhered to the European Code of Conduct on Arms Export in November 2004. In June 2010, Republic of North Macedonia complied with the Council Common Position 2008/944 / CFSP of 8 December 2008. “In accordance with the mediation provisions:</p> <p>Law on Weapons (“Official Gazette of R. N. Macedonia “, No. 119/2013).</p> <p>The amendments and supplements on the Law on Weapons adopted in May 2018, encompassed the provisions from the Commission Implementing Regulation (EU) 2015/2403 of 15 December 2015 establishing common guidelines on deactivation standards and techniques for ensuring that deactivated firearms are rendered irreversibly inoperable.</p>	<p>Law on Weapons (“Official Gazette of the Republic of Macedonia”, No. 119/2013).</p>

State	National Legislation	EU Code of Conduct/EU Common Position	Brokering Provisions
Serbia	<p>Law on export and import of Arms and Military Equipment (entered into force in October 2014).</p> <p>Decision on establishing National Control List of Arms and Military Equipment ("Official Gazette RoS no. 38/19).</p> <p>Rulebook on Register of Persons Licensed to Conduct Export and Import of Arms and Military Equipment, Brokering Activities and Technical Assistance ("Official Gazette RoS", no. 96/18).</p> <p>Rulebook on the application form for the issuance of license, license form and other forms of documents accompanying export and import of arms and military equipment ("Official Gazette RoS", no. 96/18).</p> <p>Rulebook on the specific security checks. ("Official Gazette RoS", no. 96/18).</p>	Fully harmonized.	Included.

5 TABLE OF REGIONAL ACTIVITIES IN WHICH STATES PARTICIPATED DURING 2020⁽⁶⁾

Event Location, Host Country & Date	Participants	State or Organization Supporting the Activity	Description of the Activity
Brussels, Belgium, 19 February 2020	Albania, Bosnia and Herzegovina, Montenegro, North Macedonia, Serbia	EU P2P	South Eastern Europe Experts' Meeting


⁶ Starting from March 2020, no regional activities were held "in person" due to the COVID-19 pandemic.


6 TABLE SHOWING INTERNET ADDRESSES AND CONTACT DETAILS OF NATIONAL AUTHORITIES RESPONSIBLE FOR ARMS EXPORT CONTROL

State	Institution	Contact Details	Website
Albania	State Export Control Authority	Address: Rr. "Skënderbej", Pall, 4 Kati V 1000 Tiranë Tel/Fax: +355 4 2416 096 E-mail: info_akshe@mod.gov.al	www.akshe.gov.al
Bosnia and Herzegovina	Ministry of Foreign Trade and Economic Relations	Address: Musala 9 71000 Sarajevo Tel: +387 33 220 546 Fax: +387 33 220 091 E-mail: dragisa.mekic@mvteo.gov.ba	www.mvteo.gov.ba
	Ministry of Defence	Address: Hamdije Kreševljakovića 98 71000 Sarajevo Tel: +387 33 286 545	www.mod.gov.ba
	Ministry of Foreign Affairs	Address: Musala 2 71000 Sarajevo Tel: +387 33 281 100	www.mfa.gov.ba
	Ministry of Security	Address: Trg BiH 2 71000 Sarajevo Tel: +387 33 213 623	www.msb.gov.ba
Montenegro	Ministry of Economy	Address: Rimski trg 45 81000 Podgorica Tel: +382 20 482 294 Fax: +382 20 234 576	www.mek.gov.me
	Ministry of Defence	Address: Jovana Tomasevica 29 81000 Podgorica Tel: + 382 20 483 297 Fax: +382 20 483 261	www.mod.gov.me
	Ministry of Interior Affairs	Address: Bulevar Svetog Petra Cetinjskog 22 81000 Podgorica Tel: + 382 20 481 801 Fax: +382 20 227 325	www.mup.gov.me
	Ministry of Foreign Affairs and European Integration	Address: Stanka Dragojevića 2 81000 Podgorica Tel: + 382 20 244 413 Fax: +382 20 225 702	www.mvp.gov.me

State	Institution	Contact Details	Website
North Macedonia	Ministry of Interior	Address: Dimce Mircev 9 1000 Skopje	www.moi.gov.mk
	Ministry of Foreign Affairs	Address: Filip II Macedonian Boulevard 7 1000 Skopje	www.mfa.gov.mk
	Ministry of Economy	Address: Jurij Gagarin 15 1000 Skopje	www.economy.gov.mk
Serbia ⁷	Ministry of Internal and Foreign Trade	Address: Nemanjina 26 11000 Belgrade Tel: +381 11 2642 115	www.mtt.gov.rs

⁷ In the process of deciding on the request, the competent ministry obtains an approval from the Ministry of Foreign Affairs, the Ministry of Defence, the Ministry of Interior and the Security Information Agency.





www.seesac.org

